



2023 Annual **WATER QUALITY REPORT**

SHORT HILLS SYSTEM
PWS ID: NJ0712001

Landlords must distribute this information to every tenant as soon as practicable, but no later than three business days after receipt. Delivery must be done by hand, mail, or email, and by posting the information in a prominent location at the entrance of each rental premises, pursuant to section 3 of P.L. 2021, c. 82 (C.58:12A-12.4 et seq.).

QUALITY. ONE MORE WAY WE KEEP LIFE FLOWING.



**NEW JERSEY
AMERICAN WATER**

WE KEEP LIFE FLOWING®

What is a Consumer Confidence Report (CCR)

Once again, we proudly present our Annual Water Quality Report, also referred to as a Consumer Confidence Report (CCR). CCRs let consumers know what contaminants, if any, were detected in their drinking water as well as related potential health effects. CCRs also include details about where your water comes from and how it is treated. Additionally, they educate customers on what it takes to deliver safe drinking water and highlight the need to protect drinking water sources.

We are committed to delivering high quality drinking water service. To that end, we remain vigilant in meeting the challenges of source water protection, water conservation, environmental compliance, sustainability and community education while continuing to serve the needs of all our water users.

This report contains important information about your drinking water. Translate it, or speak with someone who understands it at 1-800-272-1325.

Este informe contiene información muy importante sobre su agua potable. Tradúzcalo o hable con alguien que lo entienda bien al 1-800-272-1325.

Ntawm no yog ib co lus qhia tseem ceeb heev txog koj cov dej seb huv npaum li cas. Yog tias koj xav tau kev pab txhais cov lus qhia no, thov hu rau pab ntawm 1-800-272-1325.

這是關於您的水質的十分重要的資訊。如果您需要幫助翻譯此資訊請致電 **1-800-272-1325** 與我們聯繫。

आपके पानी की गुणवत्ता के बारे में यह बहुत महत्वपूर्ण सूचना है। यदि इस सूचना के अनुवाद के लिए आपको सहायता की जरूरत हो, तो कृपया **1-800-272-1325** र हमें काल करें।

Это очень важная информация о качестве Вашей воды. Если Вам требуется перевод этой информации, позвоните нам по телефону 1-800-272-1325.

Ito ay isang napakahalagang impormasyon tungkol sa kalidad ng iyong tubig. Kung iyong kailangan ng tulong sa pagsalin ng impormasyon na ito, mangyaring tumawag sa amin sa 1-800-272-1325.

Đây là thông tin rất quan trọng về chất lượng nước của quý vị. Nếu quý vị cần thông dịch thông tin này, xin gọi chúng tôi theo số 1-800-272-1325.

TABLE OF CONTENTS

What is a Consumer Confidence Report	2
A message from our President	3
Mark of Excellence	4
About Your Drinking Water Supply	5
What are the Sources of Contaminants?	6
Protecting Your Drinking Water Supply	7-8
Conservation Tips – Every Drop Counts	9
About Lead	10-11
Important Information About Your Water	12-14
• Chloramines	
• Fluoride	
• Cryptosporidium	
• Nitrates	
• UCMR	
• PFOA/PFAS	
Water Quality Results	15
Definitions of Terms Used in Document	16
Water Quality Results: Detailed Charts	17-24
About Us	25
Contact Us	26

A message from **New Jersey American Water's President**



MARK K MCDONOUGH

President, New Jersey
American Water

To Our Valued Customers:

I am pleased to share with you our 2023 Water Quality Report, which is a testament to the hard work and dedication of our employees. As you read through this information, you will see that we continue to supply high quality drinking water service to help keep your life flowing.

We know that at the end of every water pipe, there's a family depending on us to provide this essential service safely and reliably. New Jersey American Water has the expertise of more than 860 experienced professionals, the right technologies in use, and a demonstrated commitment to upgrading our infrastructure to continue to provide you with clean, safe and reliable water service.

QUALITY: We have an exceptional track record when it comes to drinking water regulatory compliance. We test for about 100 regulated compounds, including PFAS, as required by state and federal drinking water standards, as well as unregulated compounds. We are recognized as an industry leader and work cooperatively with the US EPA and the NJ DEP so that implementation of existing standards and development of new regulations produce benefits for our customers. Additionally, five of our water treatment plants have been nationally recognized with Directors Awards from the U.S. EPA's Partnership for Safe Water program for surpassing federal and state drinking water standards.

SERVICE: Last year, we invested more than \$507 million to upgrade our water and wastewater systems in the communities we serve. These investments allowed us to improve water quality, pressure and service reliability for our customers. And while our water meets standards, we are committed to removing all lead and galvanized piping from service lines and estimate that the overall effort will be completed prior to 2031 as required by the state's lead service line legislation.

VALUE: While costs to provide water service continue to increase across the country, our use of technologies and economies of scale help us provide high quality service at an exceptional value, as water remains one of the lowest household utility bills.

We hope our commitment to you and our passion for water shines through in this report detailing the source and quality of your drinking water in 2023. We will continue to work to help keep your life flowing – today, tomorrow and for future generations.

Proud to be your local water service provider,

A handwritten signature in black ink that reads "Mark K McDonough". The signature is fluid and cursive, with a long horizontal stroke at the end.

Mark K McDonough
New Jersey American Water

This report contains important information about your drinking water. Translate it or speak with someone who understands it at 1-800-272-1325, Monday-Friday, 7 a.m. to 7 p.m.



**ATTENTION:
Landlords and
Apartment Owners**

Please share a copy of this notice with your tenants. It includes important information about their drinking water quality.



Mark of
Excellence



EVERY STEP OF THE WAY.

Our team monitors and tests your water at multiple points throughout our process of drawing it from its source, treating it to meet drinking water standards, and distributing it through our pipeline systems. **In fact, American Water performs over one million tests annually for about 100 regulated contaminants, nationwide.**



EXPERTISE. RECOGNIZED AT THE HIGHEST LEVEL.

American Water is an expert in water quality testing, compliance and treatment and has established industry-leading water testing facilities. Our dedicated team of scientists and researchers are committed to finding solutions for water quality challenges and implementing new technologies. American Water is recognized as an industry leader in water quality and works cooperatively with the EPA so that drinking water standards and new regulations produce benefits for customers and public water suppliers. American Water has earned awards from the EPA's Partnership for Safe Water as well as awards for superior water quality from state regulators, industry organizations, individual communities, and government and environmental agencies.



WATER QUALITY. DOWN TO A SCIENCE.

Our team also has access to American Water's Central Laboratory in Belleville, Illinois, which conducts sophisticated drinking water testing and analysis. American Water scientists refine testing procedures, innovate new methods, and set new standards for detecting potentially new contaminants—even before regulations are in place.



MAINTAINING QUALITY FOR FUTURE GENERATIONS.

Just as New Jersey American Water is investing in research and testing, we also understand the importance of investing in the infrastructure that provides high-quality water service to you. Last year alone, **we invested more than \$507 million to improve our water and wastewater treatment and pipeline systems.**



About Your Drinking Water Supply

WHERE YOUR WATER COMES FROM

New Jersey American Water - Short Hills System is a public community water system consisting of 25 wells, 4 surface water intakes, 12 purchased ground water sources, and 3 purchased surface water sources.

Source water comes from the following aquifers and/or surface water bodies: Passaic River, Canoe Brook, Brunswick aquifer, glacial sand and gravel, igneous and metamorphic rocks.

The NJ American Water – Short Hills System purchases water from the following water systems: Southeast Morris County Utilities Authority, Newark, Montclair, NJ American Water Raritan System, and Passaic Valley Water Commission.

Average amount of water supplied to customers on a daily basis: 35 million gallons per day

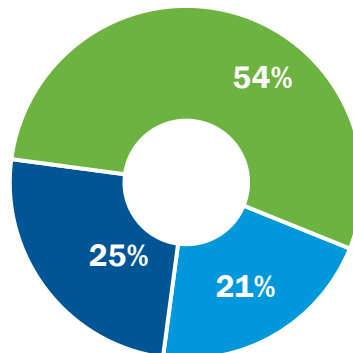
Disinfection treatment: Groundwater supplies are disinfected with chlorine and surface water supplies are treated with chlorine or chloramines to maintain water quality in the distribution system.

COMMUNITIES SERVED

Bedminster, Berkeley Heights, Bernards (Basking Ridge), Bernardsville, Chatham Borough, Chatham Township, Chester Borough, East Hanover, Far Hills, Florham Park, Harding, Hillside, Irvington, Livingston, Long Hill Township (Gillette, Millington, Stirling), Madison, Maplewood, Mendham Borough, Mendham Township, Millburn (Short Hills), Morris, New Providence, Roseland, Springfield, Summit, Union, Verona, Warren, Watchung, West Orange

SOURCE WATER ASSESSMENT

The New Jersey Department of Environmental Protection (NJDEP) has completed a Source Water Assessment Report and Summary for the Short Hills System to meet Federal requirements of the Safe Drinking Water Act. The study looked at the drainage area and ranked its vulnerability to contamination. The water supplies are considered vulnerable to agricultural and urban activities. To get a copy of the assessment, contact the NJDEP, Bureau of Safe Drinking Water at (609) 292-5550 or visit: <http://www.nj.gov/dep/watersupply/swap/index.html>.



SOURCE OF SUPPLY FOR THE SYSTEM

- Surface Water
- Groundwater
- Purchased Water



What are the Sources of Contaminants?

To provide tap water that is safe to drink, EPA prescribes regulations which limit the amount of certain contaminants in water provided by public water systems. U.S. Food and Drug Administration (FDA) regulations establish limits for contaminants in bottled water which must provide the same protection for public health.

Drinking water, including bottled water, may reasonably be expected to contain at least small amounts of some contaminants. The presence of contaminants does not necessarily indicate that water poses a health risk. More information about contaminants and potential health effects can be

obtained by calling the Environmental Protection Agency's Safe Drinking Water Hotline (800-426-4791).

The sources of drinking water (both tap water and bottled water) include rivers, lakes, streams, ponds, reservoirs, springs, aquifers and/or groundwater. As water travels over the surface of the land or through the ground, it dissolves naturally-occurring minerals and, in some cases, radioactive material, and can pick up substances resulting from the presence of animals or from human activity.

SPECIAL HEALTH INFORMATION

Some people may be more vulnerable to contaminants in drinking water than the general population. Immuno-compromised persons such as persons with cancer undergoing chemotherapy, persons who have undergone organ transplants, people with HIV/AIDS or other immune system disorders, some elderly, and infants can be particularly at risk from infections. These people should seek advice about drinking water from their health care providers. EPA/Centers for Disease Control and Prevention (CDC) guidelines on appropriate means to lessen the risk of infection by *Cryptosporidium* and other microbial contaminants are available from the Safe Drinking Water Hotline (800-426-4791).

CONTAMINANTS THAT MAY BE PRESENT IN SOURCE WATER INCLUDE:

Microbial Contaminants	such as viruses and bacteria, which may come from sewage treatment plants, septic systems, agricultural livestock operations, and wildlife.
Inorganic Contaminants	such as salts and metals, which can be naturally-occurring or result from urban stormwater runoff, industrial or domestic wastewater discharges, oil and gas production, mining, or farming.
Pesticides and Herbicides	which may come from a variety of sources, such as agriculture, urban storm water runoff, and residential uses.
Organic Chemical Contaminants	including synthetic and volatile organic chemicals, which are by-products of industrial processes and petroleum production, and can also come from gas stations, urban stormwater runoff, and septic systems.
Radioactive Contaminants	which can be naturally occurring or be the result of oil and gas production and mining activities.

Protecting Your Water Sources

WHAT IS S.W.A.P.

The Source Water Assessment Program (SWAP) is a program of the New Jersey Department of Environmental Protection (NJDEP) to study existing and potential threats to the quality of public drinking water sources throughout the state. Sources are rated depending upon their contaminant susceptibility.

SUSCEPTIBILITY RATINGS FOR NEW JERSEY AMERICAN WATER

The table below illustrates the susceptibility ratings for the seven contaminant categories (and radon) for each source in the system. The table provides the number of wells and intakes that rated high (H), medium (M), or low (L) for each contaminant category. For susceptibility ratings of purchased water, refer to the specific water system's source water assessment report. Source Water Assessment Reports and Summaries available at <http://www.nj.gov/dep/watersupply/swap/index.html>, or by contacting the NJDEP, Bureau of Safe Drinking Water at 609-292-5550 or watersupply@dep.nj.gov.

CONTAMINANT CATEGORIES

The NJDEP considered all surface water highly susceptible to pathogens, therefore all intakes received a high rating for the pathogen category. For the purpose of the SWAP, radionuclides are more of a concern for ground water than surface water. As a result, surface water intakes' susceptibility to radionuclides was not determined and a low rating was assigned.

If a system is rated highly susceptible for a contaminant category, it does not mean a customer is or will be consuming contaminated drinking water. The rating reflects the potential for contamination of source water, not the existence of contamination. Public water systems are required to monitor for regulated contaminants and to install treatment if any contaminants are detected at frequencies and concentrations above allowable levels.

As a result of the assessments, the NJDEP may customize (change existing) monitoring schedules based on the susceptibility ratings.

Source water protection is a long-term dedication to clean and safe drinking water. It is more cost effective to prevent contamination than to address contamination after the fact. Every member of the community plays an important role in source water protection. The NJDEP recommends controlling activities and development around drinking water sources, whether it is through land acquisition, conservation easements or hazardous waste collection programs. We will continue to keep you informed of SWAP's progress and developments.

SUSCEPTIBILITY CHART DEFINITIONS

- **Pathogens:** Disease-causing organisms such as bacteria and viruses. Common sources are animal and human fecal wastes.
- **Nutrients:** Compounds, minerals and elements that aid growth, that are both naturally occurring and man-made. Examples include nitrogen and phosphorus.
- **Volatile Organic Compounds:** Man-made chemicals used as solvents, degreasers, and gasoline components. Examples include benzene, methyl tertiary butyl ether (MTBE), and vinyl chloride.
- **Pesticides:** Man-made chemicals used to control pests, weeds and fungus. Common sources include land application and manufacturing centers of pesticides. Examples include herbicides such as atrazine, and insecticides such as chlordane.
- **Inorganics:** Mineral-based compounds that are both naturally occurring and man-made. Examples include arsenic, asbestos, copper, lead, and nitrate.
- **Radionuclides:** Radioactive substances that are both naturally occurring and man-made. Examples include radium and uranium.
- **Radon:** Colorless, odorless, cancer-causing gas that occurs naturally in the environment. For more information go to <http://www.nj.gov/dep/rpp/radon/index.htm> or call (800) 648-0394.
- **Disinfection By-product Precursors:** A common source is naturally occurring organic matter in surface water. Disinfection by-products are formed when the disinfectants (usually chlorine) used to kill pathogens react with dissolved organic material (for example leaves) present in surface water.

Sources	Pathogens			Nutrients			Pesticides			Volatile Organic Compounds			Inorganics			Radionuclides			Radon			Disinfection Byproduct Precursors		
	H	M	L	H	M	L	H	M	L	H	M	L	H	M	L	H	M	L	H	M	L	H	M	L
Wells - 25	1	21	3	13	12			6	19	17		8	10	11	4		25		25			3	22	
GUDI - 0																								
Surface Water Intakes - 4	4			2	2			2	2		4		4					4			4	4		



Protecting Your Drinking Water Supply

Protecting drinking water at its source is an important part of the process to treat and deliver high quality water. It takes a community effort to protect our shared water resources. This includes utilities, businesses, residents, government agencies and organizations. Everyone who lives, works, and plays in the area has a role and stake in clean water supplies.

WHAT CAN YOU DO?

Quality drinking water starts upstream. Everyone can help maintain and improve drinking water supplies through the following actions:

- Properly dispose of pharmaceuticals, household chemicals, oils and paints. Materials can impact waterways if poured down the drain, flushed down the toilet, or dumped on the ground.
- Check for leaks from automobiles and heating fuel tanks. Clean up any spills using an absorbent material like cat litter. Sweep up the material and put it in a sealed bag. Check with the local refuse facility for proper disposal.
- Clean up after your pets and limit the use of fertilizers and pesticides.
- Take part in watershed activities.

Report any spills, illegal dumping or suspicious activity to NJ DEP Hotline here: 1-877-WARNDEP (1-877-927-6337)

FOR MORE INFORMATION

To learn more about your water supply and local activities, visit us online at newjerseyamwater.com, select **Water Quality**, and click on **Source Water Protection**.

WHAT ARE WE DOING?

Our priority is to provide reliable, quality drinking water service for customers. The source of supply is an important part of that mission. We work to understand and reduce potential risks to your drinking water supply. At New Jersey American Water, we are working to implement voluntary source water protection plans for many of our water supplies. This is a voluntary program to identify and address potential threats to drinking water supplies. Stakeholder involvement is an important part of the program. We partner with DEP to host annual meetings to review progress on the plan with stakeholders. We also welcome input on the plan or local water supplies through our online feedback form.

Here are a few of the efforts underway to protect our shared water resources:



Community Involvement: We have a proactive public outreach program to help spread the word and get people involved. This includes school education, contests, and other community activities.



Environmental Grant Program: Each year, we fund projects that improve water resources in our local communities.



Protect Our Watersheds Art Contest:

Open to sixth graders, the contest encourages students to use their artistic skills to express the importance of protecting our water resources.



Educational Resources:

We offer a plethora of educational videos on our YouTube Channel, along with a comprehensive Water Learning Center on our website.



Every Drop
Counts

Six Simple Steps to Save Water



Fix any leaking faucets.

One drop every 2 seconds from a leaky faucet wastes 2 gallons of water every day. That's water — and money — down the drain.



Don't let faucets run when brushing, shaving, or washing the dishes. Just turning off the water while you brush can save 200 gallons a month.



Run washing machines and dishwashers only when they are full, or select the properly-sized wash cycle for the current laundry load.



Install water-saving shower heads and faucet aerators in the bathroom and kitchen (available at most home improvement stores and some supermarkets).



Don't wash your car at home. A car wash uses much less water and often recycles it, too.

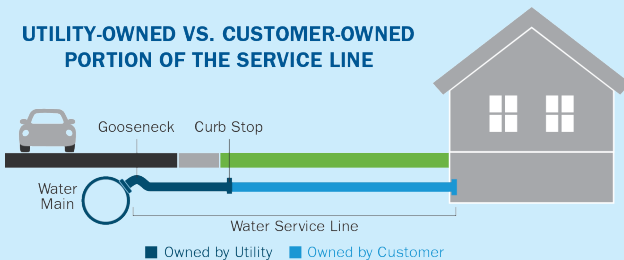


Turn off automatic lawn and garden sprinklers when it's raining outside and at the end of the growing season.

About Lead

If present, elevated levels of lead can cause serious health problems, especially for pregnant women and young children. Lead in drinking water is primarily from materials and components associated with service lines and home plumbing. American Water is responsible for providing high quality drinking water, but cannot control the variety of materials used in plumbing components. When your water has been sitting for several hours, you can minimize the potential for lead exposure by flushing your tap for 30 seconds to 2 minutes before using water for drinking or cooking. If you are concerned about lead in your water, you may wish to have your water tested. Information on lead in drinking water, testing methods, and steps you can take to minimize exposure is available from the Safe Drinking Water Hotline or at <http://www.epa.gov/safewater/lead>.

UTILITY-OWNED VS. CUSTOMER-OWNED PORTION OF THE SERVICE LINE



Please note: This diagram is a generic representation. Variations may apply.

The most common source of lead in tap water is from the customer's plumbing and their service line.

The utility-owned water mains are not made of lead; however, the water service line that carries the water from the water main in the street to your home could be. Homeowners' service lines may be made of lead, copper, galvanized steel or plastic. You can assess your service line material where it enters your home, typically in your basement, crawl space or garage, near the inlet valve.

MINIMIZING YOUR POTENTIAL EXPOSURE

You cannot see, smell or taste lead, and boiling water will not remove lead. Here are steps you can take to reduce your potential exposure if lead exists in your home plumbing.

WE'RE COMMITTED TO REPLACING ALL LEAD AND GALVANIZED SERVICE LINES BY THE YEAR 2031.

Visit newjerseyamwater.com/leadfacts to learn how to identify your service line material, then scan the QR code to the right to self-report your service line material.



1. Flush your taps. The longer the water lies dormant in your home's plumbing, the more lead it might contain. If the water in your faucet has gone unused for more than six hours, flush the tap with cold water for 30 seconds to two minutes before drinking or using it to cook. To conserve water, catch the running water and use it to water your plants.



2. Use cold water for drinking and cooking. Hot water has the potential to contain more lead than cold water. If hot water is needed for cooking, heat cold water on the stove or in the microwave.



3. Routinely remove and clean all faucet aerators.



4. Look for the "Lead Free" label when replacing or installing plumbing fixtures.



5. Follow manufacturer's instructions for replacing water filters in household appliances, such as refrigerators and ice makers, as well as home water treatment units and pitchers. Look for NSF 53 certified filters.



6. Flush after plumbing changes. Changes to your service line, meter, or interior plumbing may result in sediment, possibly containing lead, in your water supply. Remove the strainers from each faucet and run the water for 3 to 5 minutes.


Determining Your Service Line Material

Homeowners' service lines are most commonly made of lead, copper, galvanized steel or plastic. Homes built before 1930 are more likely to have lead plumbing systems.

There are different ways that you can determine if you have a lead service line.

- You can access your service line material where it enters your home, typically in your basement, crawl space or garage, near the inlet valve and identify the pipe material using the chart on the right.
- A licensed and insured plumber can inspect your pipes and plumbing.
- Lead test kits can be purchased at local hardware and home improvement stores. These kits are used to test paint, but can also be used to test pipe – not the water inside. Look for an EPA recognized kit. Wash your hands after inspecting plumbing and pipes.

TYPES OF PIPE



- Galvanized: A dull, silver-gray color. Use a magnet - strong magnets will typically cling to galvanized pipes.
- Copper: The color of a copper penny.
- Plastic: Usually white, rigid pipe that is jointed to water supply piping with a clamp. Note: It can be other colors, including blue and black.
- Lead: A dull, silver-gray color that is easily scratched with a coin. Use a magnet - strong magnets will not cling to lead pipes.

YOUR SERVICE LINE MATERIAL

At New Jersey American Water, providing safe, reliable water service is our top priority. In July 2021, the state of New Jersey enacted legislation that requires all water providers to share with customers the material of the utility-owned and customer-owned service lines that lead to their property, notify customers with service lines that are lead or galvanized steel, and replace them.

To support this initiative, New Jersey American Water created an interactive map and a robust website to help our customers learn or identify their service line material and the next steps they can take to support this initiative. To learn more about the program and to view the inventory map please visit newjerseamwater.com/leadfacts.

Please note if your service lines contain lead, it does not mean you cannot use water as you normally do. New Jersey American Water regularly tests for lead in drinking water and our water meets state and federal water quality regulations, including those set for lead.

For added protection and to comply with the new legislation, we will be replacing lead and/or galvanized steel piping from service lines over time. For more information on lead in drinking water, please visit newjerseamwater.com/leadfacts.



Important Information About **Drinking Water**

CHLORAMINES

Chloramines are a New Jersey and federally approved alternative to free chlorine for water disinfection. Chloramines can reduce disinfection by-product formation and may help reduce concerns related to taste. Chloramines are also used by many American Water systems and many other water utilities nationally.

Chloramines have the same effect as chlorine for typical water uses with the exception that chloramines must be removed from water used in kidney dialysis and fish tanks or aquariums.

Treatments to remove chloramines are different than treatments for removing chlorine. Please contact your physician or dialysis specialist for questions pertaining to kidney dialysis water treatment. Contact your pet store or veterinarian for questions regarding water used for fish and other aquatic life.

You may visit newjerseyamwater.com, Select **Water Quality** and click **Chloramines** for more information. Customers can also contact our Customer Service Center at 1-800-272-1325 for more chloramine information.

FLUORIDE

Fluoride is a naturally occurring substance. It can be present in drinking water from two sources:

1. **By nature** when groundwater comes into contact with fluoride-containing minerals naturally present in the earth; or
2. **By a water purveyor** through addition of fluoride to the water they are providing in the distribution system.

Many areas of the Short Hills System do not receive fluoridated water. There are some areas of the system that have low levels of naturally-occurring fluoride in the groundwater and a small section of the system that receives purchased fluoridated water. In areas that receive fluoridated purchased water, ranges are adjusted to achieve an optimal fluoride level of 0.5 to 0.7 parts per million (ppm) to comply with the state's Water Fluoridation Standards.

If you have any questions on fluoride, please visit newjerseyamwater.com, Select **Water Quality** and click on **Fluoride**. You may also call our Customer Service Center at 1-800-272-1325.





Important Information About **Drinking Water**

CRYPTOSPORIDIUM

Cryptosporidium is a microbial pathogen found in surface water throughout the U.S. Although filtration removes Cryptosporidium, the most commonly-used filtration methods cannot guarantee 100 percent removal. Our monitoring indicates the presence of these organisms in our source water and/or finished water. Current test methods do not allow us to determine if the organisms are dead or if they are capable of causing disease. Ingestion of Cryptosporidium may cause cryptosporidiosis, an abdominal infection. Symptoms of infection include nausea, diarrhea, and abdominal cramps. Most healthy individuals can overcome the disease within a few weeks. However, immuno-compromised people, infants and small children, and the elderly are at greater risk of developing life-threatening illness. We encourage immuno-compromised individuals to consult their doctor regarding appropriate precautions to take to avoid infection. Cryptosporidium must be ingested to cause disease, and it may be spread through means other than drinking water.

NITRATES

Nitrate in drinking water at levels above 10 ppm is a health risk for infants of less than six months of age. High nitrate levels in drinking water can cause blue baby syndrome. Nitrate levels may rise quickly for short periods of time because of rainfall or agricultural activity. If you are caring for an infant, you should ask advice from your health care provider.

Important Information About Drinking Water



PFAS

Per- and polyfluoroalkyl substances (PFAS) are manufactured chemicals used in many household products including nonstick cookware (e.g., Teflon™), stain repellants (e.g., Scotchgard™), and waterproofing (e.g., GORE-TEX™). They are also used in industrial applications such as in firefighting foams and electronics production. There are thousands of PFAS chemicals, and they persist in the environment. Two well-known PFAS chemicals are perfluorooctanoic acid (PFOA) and perfluorooctane sulfonic acid (PFOS). These were phased out of production in the United States and replaced by hexafluoropropylene oxide-dimer acid (commonly known as GenX), perfluorobutane sulfonic acid (PFBS) and others.

As a leader in the industry, New Jersey American Water has been proactive in our approach to addressing PFAS, in many cases, ahead of New Jersey regulations.

New Jersey American Water has successfully piloted cutting-edge treatment strategies to effectively remove PFAS from several groundwater stations within its service territory. In fact, the company's PFAS removal projects were recognized with three awards, including a Governor's Environmental Excellence Award, and Alliance for Action's Leading Infrastructure Award, and s Commerce and Industry Association of NJ 2021 Environmental Award. To date, New Jersey American Water has installed PFAS treatment at eight groundwater stations within its service territory.

UNREGULATED CONTAMINANT MONITORING RULE (UCMR)

The EPA created the Unregulated Contaminants Monitoring Rule (UCMR) to assist them in determining the occurrence of unregulated contaminants in drinking water and whether new regulations are warranted.

The first Unregulated Contaminants Monitoring Rule (UCMR1) testing was completed in 2003 for a list of contaminants specified by the EPA. Unregulated contaminants are those for which the EPA has not established drinking water standards. UCMR4 testing began in 2018 and was completed in 2020. UCMR5 requires sample collection for 30 chemical contaminants between 2023 and 2025.

The results from the UCMR monitoring are reported directly to the EPA. More information on the UCMR process, which at this time includes monitoring for 29 PFAS analytes and lithium, is available at <https://www.epa.gov/dwucmr>.

The results of this monitoring are incorporated in the data tables in this report as appropriate. If you are interested in examining the results, please contact New Jersey American Water's Customer Service Center Monday to Friday, 7a.m. to 7p.m. at 1-800-272-1325.



American Water has a history of leading research to understand contaminants that can make their way through the environment. Our dedicated scientists work with leaders in the water community to develop methods to detect, sample, measure and address these contaminants. Because investment in research is critical to address PFAS, American Water actively assesses treatment technologies that can effectively remove PFAS from drinking water.

Lauren A. Weinrich, Ph.D.
Principal Scientist



Water Quality Results

WATER QUALITY STATEMENT

We are pleased to report that during calendar year 2023, the results of testing of your drinking water complied with all state and federal drinking water requirements.

For your information, we have compiled a list in the table below showing the testing of your drinking water during 2023. The New Jersey Department of Environmental Protection allows us to monitor for some contaminants less than once per year because the concentration of the contaminants does not change frequently. Some of our data, though representative, are more than one year old.

OTHER INFORMATION

The data presented in the Table of Detected Contaminants is the same data collected to comply with EPA and New Jersey state monitoring and testing requirements. We have learned through our testing that some contaminants have been detected; however, these contaminants were detected below the levels set by the EPA to protect public health. To assure high quality water, individual water samples are taken each year for chemical, physical and microbiological tests. Tests are done on water taken at the source, from the distribution system after treatment and, for lead and copper monitoring, from the customer's tap. Testing can pinpoint a potential problem so that preventative action may be taken.



MONITORING WAIVERS

We hope the report will raise your understanding of drinking water issues and awareness of the need to protect your drinking water sources.

The Safe Drinking Water Act regulations allow monitoring waivers to reduce or eliminate the monitoring requirements for asbestos, volatile organic chemicals, and synthetic organic chemicals. The Short Hills System will be monitoring for asbestos in 2022 and has received waivers for synthetic organic chemicals in prior monitoring periods. The system expects to receive a waiver for synthetic organic chemicals for the 2023 to 2025 monitoring period.

Definition of Terms

These are terms that may appear in your report.

Action Level (AL): The concentration of a contaminant, which, if exceeded, triggers treatment or other requirements, that a water system must follow.

Level 1 Assessment: A Level 1 assessment is a study of the water system to identify potential problems and determine (if possible) why total coliform bacteria have been found in our water system.

Level 2 Assessment: A Level 2 assessment is a very detailed study of the water system to identify potential problems and determine (if possible) why an E. coli MCL violation has occurred and/or why total coliform bacteria have been found in our water system on multiple occasions.

LRAA: Locational Running Annual Average

Maximum Contaminant Level (MCL): The highest level of a contaminant that is allowed in drinking water. MCLs are set as close to the MCLGs as feasible using the best available treatment technology. See also Secondary Maximum Contaminant Level (SMCL).

Maximum Contaminant Level Goal (MCLG): The level of a contaminant in drinking water below which there is no known or expected risk to health. MCLGs allow for a margin of safety.

Maximum Residual Disinfectant Level (MRDL): The highest level of disinfectant allowed in drinking water. There is convincing evidence that addition of a disinfectant is necessary for control of microbial contaminants.

Maximum Residual Disinfectant Level Goal (MRDLG): The level of a drinking water disinfectant below which there is no known or expected risk to health. MRDLGs do not reflect the benefits of the use of disinfectants to control microbial contaminants.

MFL: Million fibers per liter.

micromhos per centimeter ($\mu\text{mhos/cm}$): A measure of electrical conductance.

NA: Not applicable

ND: Not detected

Nephelometric Turbidity Units (NTU): Measurement of the clarity, or turbidity, of the water.

pH: A measurement of acidity, 7.0 being neutral.

picocuries per liter (pCi/L): Measurement of the natural rate of disintegration of radioactive contaminants in water (also beta particles).

parts per billion (ppb): One part substance per billion parts water, or micrograms per liter.

parts per million (ppm): One part substance per million parts water, or milligrams per liter.

parts per trillion (ppt): One part substance per trillion parts water, or nanograms per liter.

Secondary Maximum Contaminant Level (SMCL): Secondary MCLs are set to protect the odor, taste, and appearance of drinking water.

TON: Threshold Odor Number

Treatment Technique (TT): A required process intended to reduce the level of a contaminant in drinking water.

%: Percent

MEASUREMENTS

Parts Per Million



in a 10 gallon fish tank

Parts Per Billion



in a 10,000 gallon swimming pool

Parts Per Trillion



in 35 junior size Olympic pools

New Jersey American Water conducts extensive monitoring to determine if your water meets all water quality standards. The detections of our monitoring are reported in the following tables. While most monitoring was conducted in 2023, certain substances are monitored less than once per year because the levels do not change frequently. For help with interpreting the tables below, see the “Definition of Terms” on the previous page. Some unregulated substances are measured, but maximum contaminant levels have not been established by the government. These contaminants are shown for your information.

Some people may be more vulnerable to contaminants in drinking water than the general population. Immuno-compromised persons such as persons with cancer undergoing chemotherapy, persons who have undergone organ transplants, people with HIV/AIDS or other immune system disorders, some elderly, and infants can be particularly at risk from infections. These people should seek advice about drinking water from their healthcare providers. EPA/CDC guidelines on appropriate means to lessen the risk of infection by Cryptosporidium and other microbial contaminants are available from the Safe Drinking Water Hotline (1-800-426-4791).

TABLE OF DETECTED CONTAMINANTS

NOTE: Regulated contaminants not listed in this table were not found in the treated water supply.

PRIMARY REGULATED SUBSTANCES

LEAD AND COPPER MONITORING PROGRAM - At least 50 tap water samples collected at customers’ taps every year

Substance (with units)	Year Sampled	Compliance Achieved	MCLG	Action Level (AL)	90 th Percentile	No. of Premises Sampled	Premises Above Action Level	Typical Source
Lead (ppb)	2023	Yes	0	15	3	55	0	Corrosion of household plumbing systems.
Copper (ppm)	2023	Yes	1.3	1.3	0.31	55	0	Corrosion of household plumbing systems.

REVISED TOTAL COLIFORM RULE - At least 120 samples collected each month in the distribution system

Substance (with units)	Year Sampled	Compliance Achieved	MCLG	MCL	Highest Percentage OR Highest No. of Samples	Typical Source
Total Coliform ¹	2023	Yes	0	*TT = Less than 5%	4.8%	Naturally present in the environment.
E. Coli ^{2,3}	2023	Yes	0	TT = No confirmed samples	0	Human and animal fecal waste.

NOTE: Coliforms are bacteria that are naturally present in the environment and are used as an indicator of the general bacteriological quality of the water. We are reporting the highest percentage of positive samples / highest number of positive samples in any month.

¹ The Treatment Technique for Total Coliforms requires that if the maximum percentage OR number of total coliform positive samples are exceeded, a system assessment must be conducted, any sanitary defects identified, and corrective actions completed. Additional Level 1 Assessments or Level 2 Assessments are required depending on the circumstances.

² The Treatment Technique for E. Coli requires that for any routine sample that is positive for total coliform where either the original sample or one of the repeat check samples is also positive for E. Coli, a Level 2 Assessment must be conducted, any sanitary defects identified, and corrective actions completed..

³ The E. Coli MCL is exceeded if routine and repeat samples are total coliform-positive and either is E. coli-positive, or the system fails to take repeat samples following an E. coli-positive routine sample, or the system fails to analyze total coliform-positive repeat samples for E. coli.

PRIMARY REGULATED SUBSTANCES

DISINFECTION BYPRODUCTS - Collected in the Distribution System							
Sample Location	Year Sampled	Compliance Achieved	MCLG	MCL	Highest LRAA ¹	Range Detected	Typical Source
Total Trihalomethanes (TTHMs) (ppb)²							
A1-2	2023	Yes	NA	80	15	12 to 19	By-product of drinking water disinfection.
A2-5	2023	Yes	NA	80	20	13 to 24	By-product of drinking water disinfection.
CWC34	2023	Yes	NA	80	19	13 to 23	By-product of drinking water disinfection.
CWC71	2023	Yes	NA	80	63	43 to 84	By-product of drinking water disinfection.
SHDBP2-A	2023	Yes	NA	80	14	11 to 18	By-product of drinking water disinfection.
SHDBP2-G	2023	Yes	NA	80	76	58 to 92	By-product of drinking water disinfection.
SHDBP2-M	2023	Yes	NA	80	23	17 to 28	By-product of drinking water disinfection.
SHDBP2-N	2023	Yes	NA	80	24	16 to 32	By-product of drinking water disinfection.
Haloacetic Acids (HAAs) (ppb)							
A1-2	2023	Yes	NA	60	8	6 to 9	By-product of drinking water disinfection.
A2-5	2023	Yes	NA	60	9	7 to 11	By-product of drinking water disinfection.
CWC34	2023	Yes	NA	60	9	7 to 12	By-product of drinking water disinfection.
CWC71	2023	Yes	NA	60	30	12 to 33	By-product of drinking water disinfection.
SHDBP2-A	2023	Yes	NA	60	7	5 to 9	By-product of drinking water disinfection.
SHDBP2-G	2023	Yes	NA	60	26	15 to 39	By-product of drinking water disinfection.
SHDBP2-M	2023	Yes	NA	60	10	9 to 13	By-product of drinking water disinfection.
SHDBP2-N	2023	Yes	NA	60	11	9 to 14	By-product of drinking water disinfection.

1 - Compliance is based on the running annual average at each location (LRAA). The Highest LRAA reflects the highest average at any location and the Range Detected reflects all samples used to calculate the running annual averages.

2 - Some people who drink trihalomethanes in excess of the MCL over many years may experience problems with their liver, kidneys, or central nervous systems, and may have an increased risk of getting cancer.

PRIMARY REGULATED SUBSTANCES

DISINFECTANTS - Collected in the Distribution System and at the Treatment Plant

Substance (with units)	Year Sampled	Compliance Achieved	MRDLG	MRDL	Compliance Result	Range Detected	Typical Source
Entry Point Chlorine Residual (ppm) ³	2023	Yes	4	4	0.5	0.5 to 1.3	Water additive used to control microbes.
Entry Point Chloramine Residual (ppm) ³	2023	Yes	4	4	0.5	0.6 to 2	Water additive used to control microbes.
Distribution System Chlorine Residual (ppm) ⁴	2023	Yes	4	4	1	0.6 to 1.0	Water additive used to control microbes.

3 - Data represents the lowest residual entering the distribution system from our water treatment plant.

4 - Data represents the highest quarterly average of chlorine residuals measured throughout our distribution system.

DISINFECTION BYPRODUCTS - Collected at the Treatment Plant

Substance (with units)	Year Sampled	Compliance Achieved	MCLG	MCL	Highest RAA ⁵	Range Detected	Typical Source
Bromate (ppm) ⁶	2023	Yes	NA	10	0.2	ND to 1	By-product of drinking water disinfection.

5 - Compliance is based on the Running Annual Average (RAA)

6 - Some people who drink water containing Bromate in excess of the MCL over many years may have an increased risk of getting cancer.

TREATMENT BYPRODUCTS PRECURSOR REMOVAL - Collected at the Treatment Plant

Substance (with units)	Year Sampled	Compliance Achieved	MCLG	MCL	NJ American Water Canoe Brook WTP NJ0712001 (% Removal)	NJ American Water Raritan Millstone WTP NJ2004002 (% Removal)	PVWC Little Falls WTP NJ1605002 (% Removal)	NJDWSC Wanaque WTP NJ1613001 (Removal Ratio)	Typical Source
Total Organic Carbon (TOC)	2023	Yes	NA	TT = % Removal or Ratio	45% to 65% (35-45 required)	29% to 65% (≥25 required)	46% to 81% (25-45 required)	0.9 - 1.3	Naturally present in the environment.

PRIMARY REGULATED SUBSTANCES

TURBIDITY - Continuous Monitoring at the Treatment Plant

Substance (with units)	Year Sampled	Compliance Achieved	MCLG	MCL	NJ American Water Canoe Brook WTP NJ0712001	NJ American Water Raritan Millstone WTP NJ2004002	PVWC Little Falls WTP NJ1605002	NJDWSC Wanaque WTP NJ1613001	Typical Source
Turbidity (NTU) ⁷	2023	Yes	0	TT: Single result >1 NTU	Highest Detected Level and Range (low to high)	Highest Detected Level and Range (low to high)	Highest Detected Level and Range (low to high)	Highest Detected Level and Range (low to high)	Soil runoff.
					0.27 / (0.03 to 0.27)	0.5 / (0.03 to 0.50)	0.12 / (0.03 - 0.12)	0.66 / (0.03 - 0.66)	
	2023	Yes	NA	TT: At least 95% of samples <0.3 NTU	Lowest Monthly Percentage of Samples Meeting Turbidity Limits	Lowest Monthly Percentage of Samples Meeting Turbidity Limits	Lowest Monthly Percentage of Samples Meeting Turbidity Limits	Lowest Monthly Percentage of Samples Meeting Turbidity Limits	Soil runoff.
					100%	98%	100%	99.96%	

7 - Turbidity is a measure of the cloudiness of the water. We monitor it because it is a good indicator of water quality. High turbidity can hinder the effectiveness of disinfectants.

PRIMARY REGULATED SUBSTANCES

PRIMARY REGULATED SUBSTANCES - Collected at the Treatment Plant

Substance (with units)	Year Sampled	Compliance Achieved	MCLG	MCL	Highest Compliance Result	Range Detected	Typical Source
Arsenic (ppb) ⁸	2023	Yes	0	5	2	ND to 2	Erosion of natural deposits; Runoff from orchards; Runoff from glass and electronics production wastes.
Barium (ppm)	2023	Yes	2	2	0.3	ND to 0.3	Discharge of drilling wastes; discharge from metal refineries; erosion of natural deposits.
Chromium (ppb)	2023	Yes	100	100	1	ND to 1	Discharge from steel and pulp mills; Erosion of natural deposits.
Nickel (ppb)	2023	Yes	NA	NA	3	ND to 3	Nickel occurs naturally in soils, ground water and surface waters and is often used in electroplating, stainless steel and alloy products.
Nitrate (ppm) ⁹	2023	Yes	10	10	6	ND to 6	Runoff from fertilizer use; industrial or domestic wastewater discharges; erosion of natural deposits.
Selenium (ppb)	2023	Yes	50	50	3	ND to 3	Discharge from petroleum and metal refineries; Erosion of natural deposits; Discharge from mines

8 - While your drinking water meets the EPA's standard for arsenic, it does contain low levels of arsenic. EPA's standard balances the current understanding of arsenic's possible health effects against the cost of removing arsenic from drinking water. EPA continues to research the health effects of low levels of arsenic, which is a mineral known to cause cancer in humans at high concentrations and is linked to other health effects such as skin damage and circulatory problems.

9 - Nitrate in drinking water at levels above 10 ppm is a health risk for infants of less than six months of age. High nitrate levels in drinking water can cause blue baby syndrome. Nitrate levels may rise quickly for short periods of time because of rainfall or agricultural activity. If you are caring for an infant, you should ask for advice from your health care provider.

PRIMARY REGULATED SUBSTANCES

PRIMARY REGULATED SUBSTANCES - Perfluorinated Compounds - Collected at the Treatment Plant

Substance (with units)	Year Sampled	Compliance Achieved	MCLG	MCL	Highest Compliance Result	Range Detected	Typical Source
Perfluorooctanoic Acid (PFOA) (ppt) ¹⁰	2023	Yes	NA	14	8	ND to 8	Discharge from industrial, chemical, and manufacturing factories, release of aqueous film forming foam.
Perfluorooctanesulfonic Acid (PFOS) (ppt) ¹¹	2023	Yes	NA	13	6	ND to 6	Discharge from industrial, chemical factories, release of aqueous film forming foam.

10 - Some people who drink water containing PFOA in excess of the MCL over many years could experience problems with their blood serum cholesterol levels, liver, kidney, immune system, or, in males, reproductive system. Drinking water containing PFOA in excess of the MCL over many years may also increase the risk of testicular and kidney cancer. For females, drinking water containing PFOA in excess of the MCL over many years may cause developmental delays in a fetus and/or an infant.

11 - Some people who drink water containing PFOS in excess of the MCL over many years could experience problems with their immune system, kidney, liver, or endocrine system. For females, drinking water containing PFOS in excess of the MCL over many years may cause developmental effects and problems with the immune system, liver, or endocrine system in a fetus and/or an infant. Some of these developmental effects can persist through childhood.

PRIMARY REGULATED SUBSTANCES - RADIOLOGICAL CONTAMINANTS - Collected at the Treatment Plant

Substance	Year Sampled	Compliance Achieved	MCLG	MCL	Highest Compliance Result	Range Detected	Typical Source
Alpha Emitters (pCi/L) ¹²	2023	Yes	0	15	14	ND to 14	Erosion of natural deposits.
Combined Radium -226, -228 (pCi/L) ¹³	2023	Yes	0	5	2	ND to 2	Erosion of natural deposits.
Combined Uranium (ppb) ¹⁴	2023	Yes	0	30	4	ND to 4	Erosion of natural deposits.
Radium-226	2023	Yes	0	5	1	ND to 1	Erosion of natural deposits.
Radium-228	2023	Yes	0	5	2	ND to 2	Erosion of natural deposits.

12 - Certain minerals are radioactive and may emit a form of radiation known as alpha radiation. Some people who drink water containing alpha emitters in excess of the MCL over many years may have an increased risk of getting cancer.

13 - Some people who drink water containing combined Radium -226 & -228 in excess of the MCL over many years may have an increased risk of getting cancer.

14 - Some people who drink water containing uranium in excess of the MCL over many years may have an increased risk of getting cancer and kidney toxicity.

SECONDARY SUBSTANCES

Secondary SUBSTANCES - Collected at the Treatment Plant ¹

Substance (with units)	Year Sampled	Compliance Achieved	MCLG	SMCL	Highest Compliance Result	Range Detected	Typical Source
Aluminum (ppm)	2023	Yes	NA	0.2	0.04	ND to 0.04	Erosion from naturally occurring deposits.
Chloride (ppm)	2023	NA	NA	250	278	52 to 278	Discharge of drilling wastes; discharge from metal refineries; erosion of natural deposits.
Fluoride (ppm) ²	2023	NA	NA	2	0.1	ND to 0.1	Erosion from naturally occurring deposits; Water additive which promotes strong teeth; Discharge from fertilizer and aluminum factories.
Manganese (ppb) ³	2023	NA	NA	50	50	ND to 50	Erosion from naturally occurring deposits.
Sodium (ppm) ⁴	2023	NA	NA	50	113	14 to 113	Erosion from naturally occurring deposits: Used in water softener regeneration.
Sulfate (ppm)	2023	NA	NA	250	59	8 to 59	Erosion from naturally occurring deposits.
Total Hardness (ppm)	2023	NA	NA	250	389	70 to 389	Naturally occurring.
Zinc (ppm)	2023	NA	NA	5	0.2	ND to 0.2	Erosion from naturally occurring deposits.

1 - Substances with Secondary MCLs do not have MCLGs; these limits are primarily established to address aesthetic concerns.

2 - Fluoride is naturally occurring and / or added to the water at therapeutic levels (0.6-1.0 ppm) in certain areas. Please see additional information on fluoride within this report.

3 - The recommended upper limit for manganese is based on staining of laundry. Manganese is an essential nutrient, and toxicity is not expected from high levels which would not be encountered in drinking water.

4 - For healthy individuals the sodium intake from water is not important because a much greater intake of sodium takes place from salt in the diet. However, sodium levels above the recommended upper limit may be of concern to individuals on a sodium restricted diet.

UNREGULATED CONTAMINANT MONITORING RULE

Unregulated contaminants are those for which the EPA has not established drinking water standards. The purpose of unregulated contaminant monitoring is to assist the EPA in determining the occurrence of unregulated contaminants in drinking water and whether future regulation is necessary. Every five years, the EPA issues a new list of no more than 30 unregulated contaminants to be monitored. If you are interested in examining the results, please contact New Jersey American Water's Customer Service Center Monday to Friday, 7a.m. to 7p.m. at 1-800-272-1325. More information on the UCMR process, which at this time includes monitoring for 29 PFAS analytes and lithium, is available at <https://www.epa.gov/dwucmr/fifth-unregulated-contaminant-monitoring-rule>.

The UCMR 5 analytical results are publicly available through the EPA's UCMR 5 Data Finder. The table below provides information on the unregulated contaminants that were detected in the water system.

UNREGULATED CONTAMINANT MONITORING RULE (UCMR5)						
Parameter	Year Sampled	Average Amount Detected	Range Low-High	Proposed U.S. EPA MCL	Hazard Index Calculation	Typical Source
Perfluorohexane sulfonic acid (PFHxS)	2023	0.1 ppt	ND to 4 ppt	9.0 ppt	0.02 ppt	Manufactured chemical(s); used in household goods for stain, grease, heat and water resistance.
Hexafluoropropylene oxide dimer acid (HFPO-DA) (GenX chemicals)	2023	0 ppt	ND	10.0 ppt		
Perfluorobutanesulfonic acid (PFBS)	2023	0 ppt	ND	2000 ppt		
Perfluorononanoic acid (PFNA)	2023	0 ppt	ND	N/A		
Perfluoropentanoic acid (PFPeA)	2023	0.2 ppt	ND to 28 ppt	NA	NA	
Perfluorobutanoic acid (PFBA)	2023	0.5 ppt	ND to 6 ppt	NA	NA	
Perfluorohexanoic acid (PFHxA)	2023	1 ppt	ND to 40 ppt	NA	NA	
Perfluorooctanoic acid (PFOA)	2023	2 ppt	ND to 88 ppt	4.0 ppt	NA	
Perfluorooctanesulfonic acid (PFOS)	2023	0.3 ppt	ND to 6 ppt	4.0 ppt	NA	
Lithium	2023	3 ppb	ND to 28 ppb	NA	NA	

In 2023, U.S. EPA proposed drinking water standards for six PFAS chemicals – PFOA (4 ppt), PFOS (4 ppt) and GenX, PFBS, PFNA, and PFHxS as a group using a Hazard Index of 1. For more information on the U.S. EPA's proposed PFAS drinking water standards, including the Hazard Index, please visit <https://www.epa.gov/pfas>.

PFAS chemicals are unique, so two PFAS chemicals at the same level typically do not present the same risk. Therefore, you should not compare the results for one PFAS chemical against the results of another.



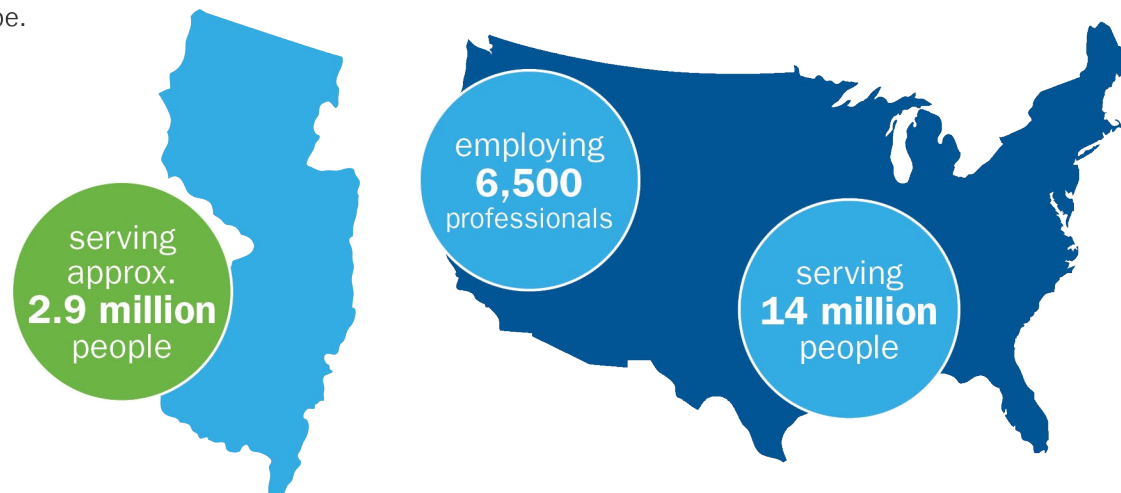
NEW JERSEY AMERICAN WATER FACTS AT A GLANCE

- COMMUNITIES SERVED**
 More than 190 communities in 18 counties. We also provide water service to 30 additional communities through bulk purchase water agreements.
- CUSTOMERS SERVED**
 Approx. 668,000 water customers (91% residential, 7% commercial and industrial); 64,200 wastewater service customers
- EMPLOYEES**
 More than 860
- TREATMENT FACILITIES**
Water: Seven surface water treatment plants and 222 wells
Wastewater: 21 sewer treatment plants
- MILES OF PIPELINE**
 9,353 miles of water main and 579 miles of sewer main
- STORAGE AND TRANSMISSION**
 198 water storage tanks; 206 water booster pumping stations and 74 sewer lift stations
- SOURCE OF SUPPLY**
 75% surface water, 21% groundwater and 4% purchased water
- VALVES**
 178,600
- FIRE HYDRANTS**
 48,529

About Us

American Water (NYSE: AWK) is the largest regulated water and wastewater utility company in the United States. With a history dating back to 1886, We Keep Life Flowing® by providing safe, clean, reliable and affordable drinking water and wastewater services to more than 14 million people with regulated operations in 14 states and on 18 military installations. American Water's 6,500 talented professionals leverage their significant expertise and the company's national size and scale to achieve excellent outcomes for the benefit of customers, employees, investors and other stakeholders.

New Jersey American Water, a subsidiary of American Water, is the largest investor-owned water utility in the state, providing high-quality and reliable water and wastewater services to approximately 2.9 million people. For more information, visit newjerseyamwater.com and follow us on X, Facebook, Instagram and YouTube.



How to Contact Us

If you have any questions about this report, your drinking water, or service, please contact New Jersey American Water's Customer Service Center Monday to Friday, 7 a.m. to 7 p.m. at 1-800-272-1325.



WATER INFORMATION SOURCES

New Jersey American Water
www.newjerseyamwater.com

New Jersey Department of Environmental Protection Water Resource Management
www.nj.gov/dep/wrm/

New Jersey Board of Public Utilities
www.state.nj.us/bpu
1-800-624-0241

United States Environmental Protection Agency (USEPA):
www.epa.gov/safewater

Safe Drinking Water Hotline: (800) 426-4791

Centers for Disease Control and Prevention: www.cdc.gov

American Water Works Association: www.awwa.org

Water Quality Association: www.wqa.org

This report contains important information about your drinking water. Translate it, or speak with someone who understands it at 1-800-272-1325.

This report contains important information about your drinking water. Translate it, or speak with someone who understands it at 1-800-272-1325.

Este informe contiene información muy importante sobre su agua potable. Tradúzcalo o hable con alguien que lo entienda bien al 1-800-272-1325.

Ntawm no yog ib co lus qhia tseem ceeb heev txog koj cov dej seb huv npaum li cas. Yog tias koj xav tau kev pab txhais cov lus qhia no, thov hu rau peb ntawm 1-800-272-1325.

這是關於您的水質的十分重要的資訊。如果您需要幫助翻譯此資訊請致電 **1-800-272-1325** 與我們聯繫。

आपके पानी की गुणवत्ता के बारे में यह बहुत महत्वपूर्ण सूचना है। यदि इस सूचना के अनुवाद के लिए आपको सहायता की जरूरत हो, तो कृपया **1-800-272-1325** र हमें काल करें।

Это очень важная информация о качестве Вашей воды. Если Вам требуется перевод этой информации, позвоните нам по телефону 1-800-272-1325.

Ito ay isang napakahalagang impormasyon tungkol sa kalidad ng iyong tubig. Kung iyong kailangan ng tulong sa pagsalin ng impormasyon na ito, mangyaring tumawag sa amin sa 1-800-272-1325.

Đây là thông tin rất quan trọng về chất lượng nước của quý vị. Nếu quý vị cần thông dịch thông tin này, xin gọi chúng tôi theo số 1-800-272-1325.