



Susan E. Krohn
Director – Finance
1025 Laurel Oak Road
Voorhees, NJ 08043

T +1 856 346 5825
susan.krohn@amwater.com

March 30, 2017

VIA OVERNIGHT DELIVERY

Ms. Alice Bator, Director
Division of Audits
New Jersey Board of Public Utilities
44 South Clinton Avenue, 3rd Floor, Suite 314
Trenton, NJ 08625-0350

**Re: Environmental Disposal Corp
Annual Report to the Board of Public Utilities
Statement of Gross Intra-state Revenues from Operations**

Dear Ms. Bator:

Enclosed please find for filing an original signed copy of the Annual Report of Environmental Disposal Corp to the Board of Public Utilities and the Statement of Gross Intra-state Revenues from Operations for the year ended December 31, 2016. An electronic version of the report is also being sent to Annual.Reports@bpu.nj.gov.

Would you please acknowledge receipt of the Reports by sending a file-stamped copy of this letter and of the first page of the Report, and returning them to the attention of the undersigned in the enclosed self-addressed stamped envelope.

Very truly yours,

Susan E. Krohn

Enclosures

cc: Frank Simpson

ANNUAL REPORT

OF


E Enviromental Disposal Corp.

NAME OF RESPONDENT

131 Woodcrest Road, Cherry Hill, NJ 08003

ADDRESS OF RESPONDENT

TO THE



State of New Jersey
Board of Public Utilities
44 S. Clinton Avenue, 3rd Floor Suite 314
P.O. Box 350
Trenton, NJ 08625-0350

FOR THE YEAR ENDED DECEMBER 31, 2016

Name of Officer in charge of correspondence
With the Board regarding this report Susan E. Krohn

Official Title Director-Finance and Treasurer

Office Address PO BOX 5600, 131 Woodcrest Road

Cherry Hill, NJ 08003

Name of Registered Agent Susan E. Krohn

Address of Registered Agent PO Box 5600, 131 Woodcrest Road

Cherry Hill, NJ 08003

State of New Jersey
Board of Public Utilities
44 South Clinton Avenue, 3rd Floor, Suite 314
P.O. Box 350
Trenton, NJ 08625-0350

IDENTIFICATION

01 Exact Legal Name of Respondent:

Environmental Disposal Corp.

02 Year of Report:

3 Previous Name and Date of Change (*If name changed during year*):

N/A

4 Address of Principal Office at End of Year (*Street, City, State, Zip Code*):

1025 Laurel Oak Road, Voorhees, NJ 08043

5 *Web Address of the Company:*

N/A

6 Name of Contact Person:

Susan E. Krohn

07 Title of Contact Person:

Director – Finance and Treasurer

8 Address of Contact Person_ (*Street, City, State, Zip Code*):

PO Box 5600, 131 Woodcrest Road, Cherry Hill, NJ 08003

9 Telephone of Contact Person:

856-346-5825

10 Fax Number of Contact Person:

856-782-2481

11 E-Mail Address of Contact Person:

Susan.krohn@amwater.com

12 Federal Employer Identification Number: 22-1546642

13 This Original Report is due on March 31, 2017; It is Filed on _____

14 This is a Resubmission Report. Date Filed on (Month, Date, Year)

CORPORATE OFFICER CERTIFICATION

The undersigned officer certifies that:

I have read this New Jersey Board of Public Utilities Annual Financial Report: Based on my knowledge this report does not contain any untrue statement of material fact or omit to state a material fact necessary to make the statements made, in light of the circumstances such statements were made, not misleading with respect to the period covered by this report.

Based on my knowledge the financial statements, and other financial information (Comparative Balance Sheet, Statement of Income for the Year, Statement of Retained Earnings for the Year Statement of Cash Flows, Statement of Accumulated Comprehensive Income and Hedging Activities, and Notes to the Financial Statements) included in this report conform in all material respects with the Board's Uniform System of Accounts, as of, and for, the periods presented in this report.

I am responsible for establishing and maintaining internal accounting controls. I have designed such internal accounting controls to ensure that material information relating to the respondent and its subsidiaries, to the extent that the respondent has subsidiaries, is made known to me by others within those entities, particularly during the period in which this report is being prepared. I have evaluated the effectiveness of internal accounting controls as of a date within 90 days prior to the period in which this report (evaluation date). I have presented in this report my conclusions about the effectiveness of the internal accounting controls based on my evaluation as of the evaluation date.

I have disclosed, based on my most recent evaluation, to the respondent's auditors and the audit committee or persons performing similar functions, to the extent that respondent has an audit committee or persons performing similar functions, that all significant deficiencies in the design or operation of internal accounting control which could adversely affect the respondent's ability to record, process, summarize and report financial data and have identified for the respondent's auditors any material weaknesses in disclosure controls and procedures and any fraud, whether or not material, that involves management or other employees who have a significant role in the respondent's internal accounting controls.

I have indicated in this report whether or not there were significant changes in internal accounting control and procedures or in other factors that could significantly affect internal accounting controls and procedures subsequent to the date of my most recent evaluation, including any corrective actions with regard to significant deficiencies and material weaknesses.

In addition, I have examined the remaining schedules contained in this report; to the best of my knowledge, information, and belief all statements of fact contained in this report are correct statements of the business affairs of the respondent and the financial statements, and other financial information contained in this report, conform in all material respect to the Uniform System of Accounts.

15 Name:

Susan E. Krohn

16 Title:

Director-Finance/Treasurer

17 Signature:

Susan E. Krohn

18 Date Signed:

03/30/2017

VERIFICATION

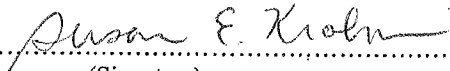
(Oath to be made by the officer in charge of the accounts, records and memoranda of the reporting Utility).

State of New Jersey

County of Camden

..... Susan E. Krohn makes oath and says that he/she is the
Director-Finance/Treasurer of NJ American Water Co., INC......

that as such officer it is his/her duty to have charge of the accounts, records and memoranda of the said utility, that under his/her direction the foregoing report has been compiled from the said accounts, records and memoranda, that he/she has carefully examined the foregoing report; this it is in accord with the said accounts, records and memoranda, and that the allegations or fact made in said report are true to the best of his/her knowledge and belief.


..... 
(Signature)

SUBSCRIBED AND SWORN TO before me, a.....


NOTARY PUBLIC.....

in and for the STATE and COUNTY above named, this

..... 30TH day of MARCH..... 2017

..... 
(Signature of officer authorized to administer oaths)

ANN G. ALFANO
NOTARY PUBLIC OF NEW JERSEY
ID # 50014130
My Commission Expires 4/15/2020



**STATE OF NEW JERSEY
Board of Public Utilities
44 S. Clinton Avenue
3rd Floor, Suite 314
P.O. Box 350
Trenton NJ 08625-0350**

Statement of Gross Intrastate Operating Revenues for Year Ended December 31, 2016

Name of Company: Environmental Disposal Corp.
Address: 1025 Laurel Oak Road, Voorhees
State: NJ
Zip Code: 08043
Telephone Number: 856-346-5825 Fax Number: 856-782-2481
Email Address:

GROSS OPERATING REVENUES DERIVED FROM INTRASTATE OPERATIONS \$5,310,460

(Submit Reconciliation Statement if this amount differs from the total Operating Revenues as reported on your 2016 Annual Report).

Based upon the applicable Uniform System of Accounts and recording practice now in use, Report Gross Operating Revenues derived from Intrastate Operation for the year ended December 31, 2016 on the accrual basis. File this Statement with the Board at the above address on or before June 1, 2017.

VERIFICATION

STATE OF NEW JERSEY) (Oath to be made by officer in charge of)
COUNTY OF) ss. (the accounts, records, and memoranda of)
(the reporting utility.)

Susan E. Krohn, being duly sworn on this oath, says that he/she is the Director – Finance and Treasurer

of New Jersey-American Water Co., Inc. that as such officer it is his/her duty to have charge of the accounts, records and memoranda of the said utility; that under his/her direction the foregoing statement has been compiled from the said accounts, records and memoranda; that he/she has carefully examined the foregoing statement; that it is in accord with the said accounts, records and memoranda; and that the Management Assertion related to the Gross Intrastate Revenue is true to the best of his/her knowledge and belief.

SUBSCRIBED AND SWORN TO BEFORE ME THIS

30TH Day of MARCH, 2017

Ann G. Alfano

Signature of Notary Public
Authorized to Administer Oaths

ANN G. ALFANO

Notary Public - State of New Jersey

ID # 50014130

Commission Expires 4/15/2020

Susan E. Krohn
Signature of Responsible Officer
of the Reporting Utility

IDENTITY OF RESPONDENT

Repeat each of the following question numbers in the blank space below and furnish information requested. Each inquiry must be answered.

1. If name of Respondent was changed during year, give particulars of change and date change became effective.
2. Street address and telephone number of principal business office.
3. Date incorporated and date of any reorganization or consolidation. Act (s) under which incorporated, reorganized, or consolidated. If a consolidated company, name each constituent company and date incorporated or organized.
4. Name and title of Officer having custody of the general corporate books of account and address of office where the general corporate books are kept.
5. If permission has been obtained to keep corporate books outside of the State of New Jersey, state date of Commission's Order of Approval.
6. Name and address of registered agent.
7. Name, address, and telephone number for complaints or emergencies.
8. Date Respondent first began rendering sewage service.
9. All kinds of business, other than sewage service, in which Respondent was engaged at any time during year.

1. N/A
2. 1025 Laurel Oak Road, Voorhees, NJ 08043
856-346-8200
3. January 5, 1981 - Title 14a - NJ Business Corporate Act
Acquired by American Water Works Company, Inc. per BPU Docket No. WM 15040492 effective date December 26, 2015
4. Michael McKeever
PO Box 5600, 131 Woodcrest Road, Cherry Hill, NJ 08034
5. N/A
6. National Registered Agents, Inc. of NJ
100 Canal Pointe Blvd. Suite 212
Princeton, NJ 08540
7. Michael J. Roberti, Production Manager Statewide Wastewater Operations
Chimney Rock Road South, Bridgewater, NJ 08807
(732) 302-3177
8. June 2, 1983
9. None

OFFICERS*

1. Report below Officers at date of verification of this report. If there have been any changes since the last report, show title, name and address of previous Office and date of change.

| OFFICIAL TITLE (a) | NAME AND PRINCIPAL BUSINESS ADDRESS (b) |
|--|---|
| President - William Varley | 1025 Laurel Oak Road, Voorhees, NJ 08043 |
| Vice President - Human Resources - Holly Rotkowitz | 1025 Laurel Oak Road, Voorhees, NJ 08043 |
| Vice President, Secretary & General Counsel - Robert J. Brabston | 1025 Laurel Oak Road, Voorhees, NJ 08043 |
| Vice President of Operations - Stephen Schmitt (until May 14, 2016) | 1025 Laurel Oak Road, Voorhees, NJ 08043 |
| Vice President of Operations - Kevin Kirwan (effective 6/28/2016) | 1025 Laurel Oak Road, Voorhees, NJ 08043 |
| Vice President of Engineering - Donald Shields | 1025 Laurel Oak Road, Voorhees, NJ 08043 |
| Director of Finance and Treasurer - Susan K. Cole (resignation effective 12/22/2016) | 1025 Laurel Oak Road, Voorhees, NJ 08043 |
| Director of Finance and Treasurer - Susan E. Krohn (effective 1/10/2017) | 1025 Laurel Oak Road, Voorhees, NJ 08043 |
| Assistant Secretary - Stephen R. Bishop | 1025 Laurel Oak Road, Voorhees, NJ 08043 |
| Assistant Secretary - Suzana Duby | 1025 Laurel Oak Road, Voorhees, NJ 08043 |
| Assistant Comptroller - Michael McKeever | PO Box 5600, 131 Woodcrest Rd., Cherry Hill, NJ 08034 |
| Assistant Comptroller - Elba Deck | PO Box 5600, 131 Woodcrest Rd., Cherry Hill, NJ 08034 |
| Assistant Comptroller - John Wilde (effective 5/10/2016) | PO Box 5600, 131 Woodcrest Rd., Cherry Hill, NJ 08034 |
| Assistant Comptroller - Carl Meyers (resignation effective 5/10/2016) | PO Box 5600, 131 Woodcrest Rd., Cherry Hill, NJ 08034 |
| Assistant Treasurer - Susan Lee (resignation effective 2/2/2016) | PO Box 5600, 131 Woodcrest Rd., Cherry Hill, NJ 08034 |
| Assistant Treasurer - Charles Witherspoon (effective 2/2/2016) | PO Box 5600, 131 Woodcrest Rd., Cherry Hill, NJ 08034 |

DIRECTORS*

1. Report below Directors at date of verification of this report. If there have been any changes since the last report, show name and address of previous Directors and date of change.
 2. Designate by asterisk members of executive committee.

| NAME OF DIRECTORS (a) | RESIDENCE ADDRESS (b) | TERM BEGAN* (c) | TERM EXPIRES (d) |
|--------------------------------------|--|--------------------|---------------------|
| William Varley | 10308 Town Center Blvd., Voorhees, NJ 08043 | | unspecified |
| Anne E. Estabrook | 235 Birchwood Avenue, Cranford, NJ 07016 | | unspecified |
| John A. Hoffman | 8211 Westover Way, Franklin Township, NJ 08873 | | unspecified |
| Kathy L. Pape | 1920 Monterey Drive, Mechanicsburg, PA 17050 | | unspecified |
| Stephen Schmitt (until May 14, 2016) | 125 Pine Valley Drive, Medford NJ 08055 | | unspecified |
| Susan K. Cole | 62 Tynemouth Drive, Lumberton, NJ 08048 | | unspecified |
| Kevin Kirwan | 31 Center St, Rumson, NJ 07760 | | unspecified |

- 1. Number of meetings of Board of Directors held during the year. n/a
- 2. Number of Directors required to constitute a quorum. n/a
- 3. Total amount of Directors' fees paid during the year. n/a

SECURITY HOLDERS AND VOTING POWERS

1. Report information requested in schedule below:

- (a) List security holders having more than 10% voting powers in Respondent. Also list voting powers of each Director.
- (b) Arrange names of security holders in order of voting power commencing with highest.
- (c) Indicate Officers and Directors by asterisk.

| NAME OF SECURITY HOLDER (a) | ADDRESS OF SECURITY HOLDER (b) | NUMBER OF VOTES AS OF | | | |
|------------------------------------|--|-----------------------|-------------------------|-------------------------|--------------|
| | | COMMON STOCK (c) | PRE-FERRED STOCK (d) | OTHER SECURITIES (e) | TOTAL (f) |
| American Water Works Company, Inc. | 1025 Laurel Oak Road, Voorhees, NJ 08043 | 77,000 | | | 77,000 |
| | | | | | |
| | | | | | |
| | | | | | |
| | | | | | |
| | | | | | |
| | | | | | |
| | | | | | |
| | | | | | |
| | | | | | |
| | | | | | |
| | | | | | |
| | | | | | |
| | | | | | |
| | | | | | |
| | | | | | |
| | | | | | |
| | | | | | |
| | | | | | |
| | | | | | |
| Total | | 77,000 | | | 77,000 |

2. Latest record date prior to year end and purpose.
N/A

3. Total number of security holders, and total number of votes entitled to be cast, for each series and class of security vested with voting rights as of the date for which foregoing list of security holders is furnished.

One security holder
77,000 votes - common stock

4. If voting rights are attached to any securities other than stock, name in a supplemental statement (a) each such security to which voting rights are attached, (b) relationship between holdings and corresponding voting rights, (c) whether voting rights are actual or contingent, and (d) if contingent describe contingency.
N/A

5. If any class or issue of securities has any special privileges in the election of Directors, Trustees, or Managers, or in the determination of corporate action by any method, describe fully in a supplemental statement each such class or issue and state briefly and clearly the character and extent of such privilege.
N/A

6. For latest annual stockholders' meeting prior to year end for election of Director, state:
 (a) date n/a
 (b) place n/a
 (c) total number of votes cast n/a
 (d) total number of votes cast by proxy n/a

CORPORATE OR OTHER CONTROL OVER RESPONDENT

- Report below all corporations, business trusts, and similar organizations controlled directly or indirectly by Respondent at any time during year. If control ceased prior to year end, attach memorandum with particulars
- Direct Control means exercised without interposition of intermediary.
- Indirect control means exercised by interposition of intermediary exercising direct control

| NAME OF CONTROLLING ORGANIZATION, TRUSTEE OR RECEIVER (a) | HOW OR BY WHAT AUTHORIZATION WAS CONTROL ESTABLISHED (b) | CHARACTER OF CONTROL | | | |
|--|---|-----------------------------|----------------------|---------------------------|--|
| | | % VOTING STOCK OWNED (c) | SOLE OR JOINT (d) | DIRECT OR INDIRECT (e) | OTHER PARTIES TO JOINT CONTROL (Include Intermediaries or Beneficiaries) (f) |
| American Water Works Company, Inc. | Common Stock Ownership | 100% | Sole | Direct | None |
| | | | | | |
| | | | | | |
| | | | | | |
| | | | | | |
| | | | | | |
| | | | | | |
| | | | | | |
| | | | | | |
| | | | | | |
| | | | | | |
| | | | | | |
| | | | | | |
| | | | | | |
| | | | | | |
| | | | | | |
| | | | | | |
| Total | | 0 | | | 0 |

CORPORATIONS CONTROLLED BY RESPONDENT

- Report below all corporations, business trusts, and similar organizations controlled directly or indirectly by Respondent at any time during year. If control ceased prior to year end, attach memorandum with particulars
- Direct Control means exercised without interposition of intermediary.
- Indirect control means exercised by interposition of intermediary exercising direct control

| NAME OF COMPANY CONTROLLED (a) | TYPE OF BUSINESS (b) | CHARACTER OF CONTROL | | | |
|-----------------------------------|-------------------------|-----------------------------|----------------------|---------------------------|---------------------------------------|
| | | % VOTING STOCK OWNED (c) | SOLE OR JOINT (d) | DIRECT OR INDIRECT (e) | OTHER PARTIES TO JOINT CONTROL (f) |
| None | | | | | |
| | | | | | |
| | | | | | |
| | | | | | |
| | | | | | |
| | | | | | |
| | | | | | |
| | | | | | |
| | | | | | |
| | | | | | |
| | | | | | |
| | | | | | |
| | | | | | |
| | | | | | |
| | | | | | |
| | | | | | |
| | | | | | |
| Total | | 0 | | | 0 |

| NAME OF UTILITY: EDC | | YEAR 2016 | | | | |
|--|-------------|-----------|------------------------------------|----------------------------------|----------------|--|
| SEWAGE UTILITY PLANT LEASED TO OTHERS* | | | | | | |
| NAME OF LESSEE (a) | TERM DATES | | COST (a/c 104) (d) | INCOME FROM U/P LEASED TO OTHERS | | BRIEF DESCRIPTION OF PROPERTY AND PROVISIONS OF LEASE (g) |
| | FROM (b) | TO (c) | | a/c 412 (e) | a/c 413 (f) | |
| N/A | | | | | | |
| | | | | | | |
| | | | | | | |
| | | | | | | |
| | | | | | | |
| | | | | | | |
| | | | | | | |
| | | | | | | |
| | | | | | | |
| | | | | | | |
| | | | | | | |
| | | | | | | |
| | | | | | | |
| | | | | | | |
| | | | | | | |
| | | | | | | |
| | | | | | | |
| | | | | | | |
| | | | | | | |
| | | | | | | |
| | | | | | | |
| Total | | | | | \$0 | \$0 |
| SEWAGE SYSTEMS LEASED FROM OTHERS * | | | | | | |
| NAME OF LESSEE (a) | FROM (b) | TO (c) | BRIEF SUMMARY OF PROVISIONS (d) | | | |
| | | | | | | |
| N/A | | | | | | |
| | | | | | | |
| | | | | | | |
| | | | | | | |
| | | | | | | |
| | | | | | | |
| | | | | | | |
| | | | | | | |
| | | | | | | |
| | | | | | | |
| | | | | | | |
| | | | | | | |
| | | | | | | |
| | | | | | | |
| | | | | | | |
| | | | | | | |
| | | | | | | |
| | | | | | | |
| | | | | | | |

* Copy of leasing agreement must be filed with this report together with complete description of utility plant under lease, or reference made to Annual Report with which it was first filed.

IMPORTANT CHANGES DURING THE YEAR

Repeat each of following number in the blank space below and furnish information requested. Each inquiry must be answered. If information is given elsewhere in the report which answers any inquiry, reference to such other schedules will be sufficient.

1. Major leaseholds acquired or surrendered.
2. Acquisitions of other companies, systems, consolidations, mergers, or reorganizations with other companies. Furnish particulars.
3. Changes in Respondent's investments.
4. Changes in rates, standard terms and conditions.

1. None

2. On October 14, 2016, American Water Works Company, Inc. ("American Water") and Environmental Disposal Corporation ("EDC") filed a petition with the New Jersey Board of Public Utilities ("Board"), seeking approval to transfer ownership and control of EDC to New Jersey American Water Company, Inc. A ruling on the petition is pending as of year end.

3. None

4. None

MISCELLANEOUS INFORMATION

Repeat each of the following numbers in the blank space below and furnish information requested. Each inquiry must be answered.

1. For each franchise:
 - (a) Name of grantor.
 - (b) Date of grant.
 - (c) Term of grant.
 - (d) Territory covered by franchise.
 - (e) Operations covered by franchise.
 - (f) Consideration for grant. Describe fully if other than money.
 - (g) Whether or not franchise is exclusive.
 - (h) All franchise requirements, such as water furnished free or at reduced rates, etc.
 - (i) Special conditions of franchise. Give full details.

Not necessary to repeat foregoing information if previously furnished, provided reference is made to year of such report and page number.

2. State designation of rate schedule in effect at end of year and date effective.
3. State any revision of tariff by sheet numbers changed during the year.

1.
 - (a) Township of Bedminster and Township of Bernards
 - (b) Bedminster -- March 16, 1981; Bernards -- April 21, 1981
 - (c) Bedminster -- 50 Years; Bernards -- 50 Years
 - (d) A description of the franchise area is found in Docket Nos. 816-552 (7/29/81) and WE9109153 (12/9/91)
 - (e) Construct, operate, maintain and manage sewerage disposal plant and collection system.
 - (f) None
 - (g) Franchise exclusivity undetermined.
 - (h) Franchise requirements:
 - 1) Service will be provided to pre-existing buildings in franchise area.
 - 2) Construction and continuous operation, maintenance and management of a sewer disposal plant in the franchise area.
 - 3) Rates and other charges as may be approved by the BPU.
 - (i) Special conditions of franchise:
 - 1) The Townships may have the right of first refusal to purchase the assets of the sewer company upon the same terms as might be offered by any other prospective purchaser.
 - 2) Franchise may be terminated by the Townships after 50 years.
 - 3) BPU approval of the adequacy of the financial structure and capitalization of the franchise.
 - 4) Service to the entire franchise territory for the term of the franchise.
2. Rate schedule per BPU Docket No. WR07090715, effective February 11, 2009.
3. None

| COMPARATIVE BALANCE SHEET | | | | | |
|--------------------------------|--|------------------------------|----------------------------------|--|-------------------------------------|
| ASSETS AND OTHER DEBITS | | | | | |
| | | SCHED. PAGE NO. (b) | BALANCE END OF YEAR (c) | BALANCE BEGINNING OF YEAR (d) | INCREASE OR (Decrease) (e) |
| UTILITY PLANT | | | | | |
| 101-05 | Utility Plant | 13 | 37,643,132 | 37,287,487 | 355,645 |
| 107 | Construction Work in Progress | 15 | 135,918 | 0 | 135,918 |
| 108 | Utility Plant Acquisition Adjustments | - | 0 | 0 | 0 |
| 109 | Utility Plant Adjustments | - | 0 | 0 | 0 |
| 111 | Depreciation and Amortization Reserve for | - | 0 | 0 | 0 |
| | Utility Plant (Cr.) | 16 | (19,272,503) | (18,541,179) | (731,324) |
| | Net Utility Plant | | 18,506,547 | 18,746,309 | (239,761) |
| OTHER PROPERTY AND INVESTMENTS | | | | | |
| 121 | Nonutility Property | - | 0 | 0 | 0 |
| 122 | Dep. Reserve for Nonutility Property (Cr.) | - | 0 | 0 | 0 |
| 123 | Investment in Assoc. Companies | - | 12,310,329 | 0 | 12,310,329 |
| 124 | Other Investments* | - | 738,491 | 787,112 | (48,622) |
| 125 | Sinking Funds | - | 0 | 0 | 0 |
| 128 | Miscellaneous Special Funds* | - | 0 | 0 | 0 |
| | Total Other Property and Investments | | 13,048,819 | 787,112 | 12,261,707 |
| CURRENT AND ACCURED ASSETS | | | | | |
| 131 | Cash | - | 3,162,049 | 1,463,947 | 1,698,102 |
| 134 | Special Deposits | - | 0 | 0 | 0 |
| 141 | Notes Receivable | - | 0 | 0 | 0 |
| 142 | Accounts Receivable/Customer A/R & Other | - | 466,535 | 458,002 | 8,534 |
| 144 | Reserve for Uncollect. Accts. (Cr.) | - | (66,230) | (220,000) | 153,770 |
| 146 | Receivables from Assoc. Companies | - | 0 | 0 | 0 |
| 156 | Materials and Supplies | - | 9,581 | 0 | 9,581 |
| 160 | Prepayments | 18 | 69,085 | 110,361 | (41,276) |
| 174 | Other Current and Accrued Assets | 18 | 282,401 | 0 | 282,401 |
| | Total Current and Accrued Assets | | 3,923,422 | 1,812,309 | 2,111,113 |
| DEFERRED DEBITS | | | | | |
| 181 | Unamort. Debt Disc. and Expense | 19 | 280,828 | 129,756 | 151,072 |
| 182 | Extraordinary Property Losses | 20 | 0 | 0 | 0 |
| 183 | Preliminary Survey and Investigation Charges | - | 0 | 0 | 0 |
| 184 | Retirement Work in Progress | - | 0 | 0 | 0 |
| 186 | Other Deferred Debits | 20 | 52,533 | 0 | 52,533 |
| | Total Deferred Debits | | 333,362 | 129,756 | 203,605 |
| Total Assets and Other Debits | | | | | |
| | | | 35,812,151 | 21,475,487 | 14,336,664 |

| COMPARATIVE BALANCE SHEET | | | | |
|--|------------------------------|----------------------------------|--|-------------------------------------|
| LIABILITIES AND OTHER CREDITS | | | | |
| | SCHED. PAGE NO. (b) | BALANCE END OF YEAR (c) | BALANCE BEGINNING OF YEAR (d) | INCREASE OR (Decrease) (e) |
| CAPITAL STOCK AND SURPLUS | | | | |
| 201 Common Stock | 21 | 7,700,000 | 7,700,000 | 0 |
| 204 Preferred Stock | 21 | 0 | 0 | 0 |
| 206 Stock Liability for Conversion | 21 | 0 | 0 | 0 |
| 207 Premiums and Assessments on Capital Stock-P.I.C. | 22 | 11,973,729 | 4,900,000 | 7,073,729 |
| 208 Capital Stock Subscribed | 21 | 0 | 0 | 0 |
| 210 Installments Received on Capital Stock | 21 | 0 | 0 | 0 |
| 212 Capital Stock Expense-Dr. | - | 0 | 0 | 0 |
| 214 Reacquired Capital Stock (Dr.) | 21 | 0 | 0 | 0 |
| 215 Non-operating Surplus (Capital Surplus) | 22 | 0 | 0 | 0 |
| 216 Retained Earnings (Earned Surplus) | 11 | 1,774,377 | (4,096,908) | 5,871,285 |
| Total | | 21,448,106 | 8,503,092 | 12,945,014 |
| LONG TERM DEBT | | | | |
| 221 Bonds | 23 | 0 | 0 | 0 |
| 222 Receivers' Certificates | 23 | 0 | 0 | 0 |
| 223 Advances from Assoc. Companies | 23 | 0 | 0 | 0 |
| 224 Miscellaneous Long-Term Debt | 23 | 0 | 6,038,076 | (6,038,076) |
| 225 Reacquired Long-Term Dr. | 23 | 0 | 0 | 0 |
| Total Long-Term Debt | | 0 | 6,038,076 | (6,038,076) |
| CURRENT AND ACCRUED LIABILITIES | | | | |
| 231 Notes Payable (Due within (1) year) | 24 | 0 | 0 | 0 |
| 232 Accounts Payable | - | 93,778 | 0 | 93,778 |
| 234 Payable to Assoc. Companies | 24 | 6,449,223 | 0 | 6,449,223 |
| 235 Customers' Deposits | - | 0 | 0 | 0 |
| 236 Taxes Accrued | 25 | 3,688,821 | 2,435,734 | 1,253,087 |
| 237 Interest Accrued | - | 0 | 0 | 0 |
| 238 Dividends Declared and Unpaid | - | 0 | (159,996) | 159,996 |
| 239 Matured Long-Term Debt | - | 0 | 0 | 0 |
| 242 Other Cur. and Accrued Liabilities | 26 | 27,945 | 81,293 | (53,348) |
| Total Current and Accrued Liabilities | | 10,259,767 | 2,357,031 | 7,902,736 |
| DEFERRED CREDITS | | | | |
| 251 Unamortized Premium on Debt | 19 | 0 | 0 | 0 |
| 252 Customers' Advances for Construction | - | 0 | 0 | 0 |
| 253 Other Deferred Credits | 26 | 0 | 387,543 | (387,543) |
| Total Deferred Credits | | 0 | 387,543 | (387,543) |
| OTHER CREDITS | | | | |
| 261 Operating and Other Reserves | 27 | 0 | 0 | 0 |
| 271 Contributions in Aid of Construction | - | 4,104,278 | 4,189,744 | (85,467) |
| Total Other Credits | | 4,104,278 | 4,189,744 | (85,467) |
| Total Liabilities and Other Credits | | 35,812,150 | 21,475,487 | 14,336,663 |

RETAINED EARNINGS
(EARNED SURPLUS)

1. Report below the changes in Surplus during the year, giving description of Miscellaneous Debits and Credits.

| ITEM (a) | | DEBITS (b) | CREDITS (c) | |
|--|--|---------------|----------------|--|
| Balance Beginning of Year | | 4,096,908 | | |
| Net Income (or loss) for Year (From page 12) | | | | |
| Miscellaneous Credits (Describe): | | | 1,774,377 | |
| | | | | |
| | | | | |
| | | | | |
| | | | | |
| | | | | |
| | | | | |
| | | | | |
| | | | | |
| | | | | |
| | | | | |
| Total Credits | | | 1,774,377 | |
| Preferred Stock Dividends: | | | | |
| | | | | |
| | | | | |
| | | | | |
| | | | | |
| | | | | |
| Common Stock Dividends: | | | | |
| | | | | |
| | | | | |
| | | | | |
| | | | | |
| | | | | |
| Miscellaneous Debits (Describe): | | | | |
| | | | | |
| | | | | |
| | | | | |
| | | | | |
| | | | | |
| Total Debits | | 0 | | |
| | | | | |
| Balance End of Year | | 2,322,531 | | |

INCOME STATEMENT

1. Report below a statement of income for the year according to prescribed accounts.
 2. If the increases and decreases are not derived from previously reported figures explain in footnotes.

| NUMBER AND TITLES OF ACCOUNTS (a) | FROM PAGE NO. (b) | CURRENT YEAR (c) | TOTAL PRECEDING YEAR (d) | INCREASE OR (Decrease) (e) |
|--|----------------------------|------------------------|-----------------------------------|-------------------------------------|
| I. UTILITY OPERATING INCOME | | | | |
| 400 Operating Revenues | 28 | 5,310,460 | 5,377,553 | (67,093) |
| OPERATING REVENUE DEDUCTIONS | | | | |
| 401 Operation Expense | 29 | 1,680,350 | 2,119,082 | (438,731) |
| 402 Maintenance Expense | 30 | 146,801 | 197,777 | (50,976) |
| 403 Depreciation Expense | 17 | 770,936 | 818,025 | (47,089) |
| 404-7 Amortization Expense | - | | 31,067 | (31,067) |
| 408 Taxes Other Than Income Taxes | 25 | 42,700 | 714,255 | (671,556) |
| 409 Income Taxes | 25 | 955,667 | 0 | 955,667 |
| Total Operating Expenses | | 3,596,454 | 3,880,206 | 154,979 |
| Net Operating Revenues | | 1,714,006 | 1,497,347 | 216,659 |
| 412 Income from of Other Utilitiy Plant Leased to Others | - | 0 | 0 | 0 |
| SEWERAGE OPERATING INCOME | | | | |
| Net Income of Other Utility Departments | | 1,714,006 | 1,497,347 | 216,659 |
| II. OTHER INCOME | | | | |
| 417 Income from Nonutility Operations | 32 | 0 | 0 | 0 |
| 418 Nonoperating Rental Income | 32 | 0 | 0 | 0 |
| 419 Interest and Dividend Income | 32 | 0 | 48,893 | (48,893) |
| 421 Miscellaneous Nonoperating Income | 32 | 0 | 60,956 | (60,956) |
| Total Other Income | | 0 | 109,849 | (109,849) |
| GROSS INCOME | | | | |
| | | 1,714,006 | 1,607,197 | 106,810 |
| III. MISCELLANEOUS INCOME DEDUCTIONS | | | | |
| 425 Miscellaneous Amortization | 33 | 8,927 | (116,731) | 125,658 |
| 426 Other Income Deductions | 33 | 0 | 0 | 0 |
| 428 Interest on Long-Term Debt | 23 | 0 | 302,358 | (302,358) |
| 431 Interest on Debt to Associated Companies | 24 | 0 | 0 | 0 |
| 432 Other Interest Charges | - | (64,011) | 0 | (64,011) |
| 433 Interest Charges to Construction-Credit AFUDC | - | (5,286) | 0 | (5,286) |
| Total Income Deductions | | (60,370) | 185,627 | (245,997) |
| NET INCOME (to page 11) | | | | |
| | | 1,774,377 | 1,421,569 | 352,807 |

NAME OF UTILITY: EDC

YEAR 2016

| UTILITY PLANT | | | | | | |
|---------------|--|-------------------------------|---------------|-----------------|-----------------|-------------------------|
| ACCT NO (a) | ACCOUNT (b) | BALANCE BEGINNING OF YEAR (c) | ADDITIONS (d) | RETIREMENTS (e) | ADJUSTMENTS (f) | BALANCE END OF YEAR (g) |
| 101 | Utility Plant in Service | 37,287,486 | 480,724 | 125,079 | - | 37,643,131 |
| 102 | Utility Plant Purchased or Sold | - | - | - | - | - |
| 103 | Utility Plant in Process or Reclassification | - | - | - | - | - |
| 104 | Utility Plant Leased to Others | - | - | - | - | - |
| 105 | Property Held for Future Use | - | - | - | - | - |
| | Utility Plant Other than Sewerage (Net) | - | - | - | - | - |
| | Total Utility Plant | 37,287,486 | 480,724 | 125,079 | - | 37,643,131 |

SEWERAGE PLANT IN SERVICE (Account 101)

1. Report by prescribed accounts the original cost of sewerage plant in service and the additions and the retirements of such plant during the year.

| ACCT NO (a) | ACCOUNT (b) | BALANCE BEGINNING OF YEAR (c) | ADDITIONS (d) | RETIREMENTS (e) | ADJUSTMENTS (f) | BALANCE END OF YEAR (g) |
|-------------|--|-------------------------------|---------------|-----------------|-----------------|-------------------------|
| | INTANGIBLE PLANT | | | | | |
| 301 | Organization | - | - | - | - | - |
| 302 | Franchise and Contents | 51,012 | - | - | - | 51,012 |
| 303 | Other Intangible Utility Plant | 43,081 | - | - | - | 43,081 |
| | Total Intangible Plant | 94,093 | - | - | - | 94,093 |
| | LAND AND LAND RIGHTS | | | | | |
| 310 | Collecting System Land | 79,183 | - | - | - | 79,183 |
| 311 | Pumping System Land | - | - | - | - | - |
| 312 | Treatment and Disposal System Land | - | - | - | - | - |
| 313 | Miscellaneous Land | - | - | - | - | - |
| | Total Land and Land Rights | 79,183 | - | - | - | 79,183 |
| | COLLECTING SYSTEM | | | | | |
| 320 | Service Connections, Traps and Accessories | - | - | - | - | - |
| 321 | Collecting Mains and Accessories | 6,378,606 | - | 2,981 | - | 6,375,625 |
| 322 | Interceptor Mains and Accessories | 2,776,978 | - | - | - | 2,776,978 |
| 323 | Force Mains | 343,812 | - | - | - | 343,812 |
| 324 | Structures and Improvements | 720,413 | - | - | - | 720,413 |
| 325 | Other Collecting System Equipment | 9,090 | - | - | - | 9,090 |
| | Total Collecting System | 10,228,899 | - | 2,981 | - | 10,225,918 |

NAME OF UTILITY: EDC

YEAR 2016

| UTILITY PLANT-SEWER | | | | | | |
|---------------------|--|---------------------------|-----------|-------------|-------------|---------------------|
| ACCT NO | ACCOUNT | BALANCE BEGINNING OF YEAR | ADDITIONS | RETIREMENTS | ADJUSTMENTS | BALANCE END OF YEAR |
| (a) | (b) | (c) | (d) | (e) | (f) | (g) |
| | <u>PUMPING SYSTEM</u> | | | | | |
| 330 | Structures and Improvements | 2,784,483 | 22,035 | 5,995 | | 2,800,523 |
| 331 | Electric Pumping Equipment | 1,901,456 | 98,500 | 3,389 | 3,523 | 2,000,090 |
| 332 | Other Power Pumping Equipment | 129,725 | 8,354 | | (3,523) | 134,555 |
| 333 | Miscellaneous Pumping System Equipment | 141,769 | | | | 141,769 |
| | Total Pumping System | 4,957,433 | 128,889 | 9,385 | - | 5,076,937 |
| | <u>TRANSMISSION AND DISTRIBUTION PLANT</u> | | | | | |
| 340 | Structures and Improvements | 10,842,560 | 66,552 | 5,039 | | 10,904,073 |
| 341 | Grit Removing Equipment | 36,894 | | | | 36,894 |
| 342 | Sedimentation (or Clarification) Tanks and Accessories | 3,192,527 | | | | 3,192,527 |
| 343 | Sludge Concentration (or Coagulation) Chambers and Accessories | 35,618 | | | | 35,618 |
| 344 | Sludge and Effluent Removing Equipment | 224,845 | | | | 224,845 |
| 345 | Sludge Digestion Tanks and Accessories | - | | | | - |
| 346 | Sludge Drying and Filtering Equipment | 767,620 | | | | 767,620 |
| 347 | Secondary Treatment Filters and Accessories | 3,501,825 | | | | 3,501,825 |
| 348 | Auxiliary Effluent Treatment Equipment | 491,039 | | | | 491,039 |
| 349 | Other Sewerage Removing Equipment | 88,750 | 197,619 | 23,815 | | 262,554 |
| 350 | Chemical Treatment Plant and Equipment | 298,404 | | | | 298,404 |
| 351 | Chemical Contact Tanks | 69,078 | | | | 69,078 |
| 352 | Outfall Pipes and Accessories | 195,293 | | | | 195,293 |
| 353 | Other Disposal Equipment | 842,960 | | | | 842,960 |
| | Total Transmission and Distribution Plant | 20,587,413 | 264,171 | 28,853 | - | 20,822,730 |
| | <u>GENERAL PLANT</u> | | | | | |
| 390 | Structures and Improvements | 907,967 | 5,788 | 18,803 | | 894,952 |
| 391 | Office Furniture and Equipment | 85,789 | | 58,740 | | 27,049 |
| 392 | Transportation Equipment | 16,980 | | | | 16,980 |
| 393 | Stores Equipment | - | | | | - |
| 394 | Tool, Shop and Garage Equipment | 20,934 | | | | 20,934 |
| 395 | Laboratory Equipment | 5,843 | 6,333 | 1,863 | | 10,293 |
| 397 | Communication Equipment | (1) | 75,543 | | | 75,542 |
| 398 | Miscellaneous General Plant | 302,953 | | 4,434 | | 298,519 |
| | Total General Plant | 1,340,465 | 87,664 | 83,860 | - | 1,344,269 |
| | TOTAL SEWERAGE PLANT IN SERVICE | 37,287,487 | 480,724 | 125,079 | - | 37,643,131 |

DETAILS OF UTILITY PLANT ADDITIONS AND RETIREMENTS - SEWER

1. List the major additions and retirements by Utility Plant Account which have been added or retired during the year. Work Orders under \$10,000 may be combined as one total for each Utility Plant Account. Account numbers 391 to 398 may be reported as a total for each account, and grouped under appropriate control account.

| LINE NO. | ACCT. NO. (a) | WORK ORDER NO. (b) | DESCRIPTION (c) | ADDITIONS (d) | RETIREMENTS (e) |
|----------|---------------|--------------------|-----------------------------------|---------------|-----------------|
| 1 | 324 | Various | Collection System | 2,981 | |
| 2 | 330 | Various | Pumping System | 22,035 | 5,995 |
| 3 | 331 | Various | Pumping System | 98,500 | 3,389 |
| 4 | 332 | Various | Pumping System | 8,354 | |
| 5 | 340 | Various | Transmission & Distribution Plant | 66,552 | 5,039 |
| 6 | 349 | Various | Transmission & Distribution Plant | 197,619 | 23,815 |
| 7 | 390 | Various | General Plant | 5,788 | 18,803 |
| 8 | 391 | Various | General Plant | | 58,740 |
| 9 | 395 | Various | General Plant | 6,333 | 1,883 |
| 10 | 397 | Various | General Plant | 75,543 | |
| 11 | 398 | Various | General Plant | | 4,434 |
| | | | | | |
| | | | | | |
| | | | | | |
| | | | | | |
| | | | TOTAL | 483,704 | 122,098 |

CONSTRUCTION WORK IN PROGRESS

1. Report the particulars called for concerning plant or equipment in process of construction but not ready for services at year end.
2. Report major projects by Work Order and Description. Minor projects may be grouped.

| LINE NO. | WORK ORDER NO. (a) | DESCRIPTION OF WORK ORDER (b) | ESTIMATED COST (c) | EXPENDITURES TO CLOSE OF YEAR (d) |
|----------|--------------------|-------------------------------------|--------------------|-----------------------------------|
| 1 | D18-0702-P-0001 | EDC NJDOT I287 Offramp Sewer Reloca | | 2,023 |
| 2 | R18-07H1.16-P-0001 | EDC - Laterals Replaced | | 12,550 |
| 3 | R18-07Q1.16-P-0011 | UV Effluent Disinfection System Rep | | 6,843 |
| 4 | R18-07Q1.16-P-0020 | EDC HEADWORKS RAG REMOVAL PROJECT | | 56,476 |
| 5 | R18-07Q1.16-P-0028 | EDC UV ENGINEERING DESIGN & MGMT | | 27,896 |
| 6 | R18-07Q1.16-P-0034 | EDC RT 206 PS EVALUATION STUDY | | 10,475 |
| 7 | R18-07Q1.16-P-0038 | EDC FILTER A&B VALVES-ENGINEERING | | 15,388 |
| 8 | R18-07Q1.16-P-0046 | EDC 450 KW GENERATOR REPLACEMENT | | 3,948 |
| 9 | R18-07Q1.16-P-0050 | EDC RETURN PUMP TRAIN B | | 320 |
| 10 | | | | |
| 11 | | | | |
| 12 | | | | 135,918 |
| 13 | | | | |

NAME OF UTILITY: EDC

2016

| DEPRECIATION AND AMORTIZATION RESERVE FOR UTILITY PLANT - SEWER | | | | | |
|---|-----------------------------|---|--|--|--|
| ITEM (a) | TOTAL (ACCT. 111) (b) | UTILITY PLANT IN SERVICE (ACCT. 111-1) (c) | UTILITY PLANT LEASED TO OTHERS (ACCT. 111-3) (d) | LIMITED TERM UTILITY PLANT INVESTMENTS (ACCT. 111-5) (e) | OTHER CLASSIFICATIONS (Described in footnote) (f) |
| | | | | | |
| Depreciation accruals for year charged to: | | | | | |
| Depreciation (a/c 403 - Sewerage) | 770,936 | 770,936 | | | |
| Depreciation Expense - construction (a/c 403.10) | 71,222 | 71,222 | | | |
| | | | | | |
| | | | | | |
| | | | | | |
| | | - | | | |
| | | | | | |
| | | | | | |
| | | | | | |
| | | | | | |
| | | | | | |
| Total Depreciation Accruals for Year | 842,158 | 842,158 | - | - | - |
| | | | | | |
| Net charges for plant retired: | | | | | |
| Book cost of plant retired: | 125,079 | 125,079 | | | |
| Cost of Removal | (14,239) | (14,239) | | | |
| Salvage (credit) | - | - | | | |
| | | | | | |
| | | | | | |
| | | | | | |
| | | | | | |
| Net charges for plant retired | 110,840 | 110,840 | - | - | - |
| | | | | | |
| Other debit or credit items: (describe) | | | | | |
| | | | | | |
| | | | | | |
| | | | | | |
| | | | | | |
| | | | | | |
| | | | | | |
| | | | | | |
| Total Other Debits or Credits | 1 | - | - | - | - |
| Rounding | | | | | |
| BALANCE END OF YEAR | 19,272,499 | 19,272,499 | - | - | - |

DEPRECIATION OF UTILITY PLANT

1. Depreciation Expense:

State hereunder and show for each class of Plant, the book cost of depreciable property and rate applicable thereto. Explain in detail how the annual rates for depreciation were determined. No changes shall be made in any depreciation rates unless approved by this Board after the filing of a petition so to do at least ninety (90) days prior to the proposed effective date of change. (Board's Rules of Practice 14:16-11 and Administrative Order 14:270)

| ACCT. NO. | DESCRIPTION | AMOUNT | RATE | DEPRECIATION |
|--------------|---|------------|--------|--------------|
| | Component depreciation using BPU guideline lives. | | | |
| | Depreciation is calculated on the straight-line basis | | | |
| | adjusted for the percentage of customers, as | | | |
| | approved as the depreciation basis for the initial | | | |
| | tariff filing. | | | |
| | | | | |
| | Intangible Plant | 94,093 | 0.00% | - |
| | Land & Land Right | 79,183 | 0.00% | - |
| | Collecting System | 10,225,918 | 2.00% | 123,647 |
| | Pumping System | 5,076,937 | 4.00% | 114,334 |
| | Treatment & Disposal | 20,822,730 | 4.00% | 567,416 |
| | General Plant | 1,300,240 | 4.00% | 25,832 |
| | Furniture & Equipment | 27,049 | 20.00% | 7,511 |
| | Transportation Equipment | 16,980 | 33.33% | 3,424 |
| | Rounding | | | (5) |
| | | | | |
| | | | | |
| | Less: Contributed Property | | | (71,222) |
| | | | | |
| | | | | |
| | | | | |
| | | | | |
| | | | | |
| | | | | |
| | | | | |
| | Total | 37,643,131 | | 770,936 |

PREPAYMENTS

1. Report information called for concerning each prepayment.
2. Include detail of prepaid taxes also on Page 31, Accrued Prepaid Taxes.
3. Minor items may be grouped.

| LINE NO. | NATURE OF PREPAYMENT (a) | BALANCE BEGINNING OF YEAR (b) | BALANCE END OF YEAR (c) | INCREASE OR (Decrease) (d) |
|----------|-----------------------------|----------------------------------|----------------------------|-------------------------------|
| 1 | Prepaid Insurance | 110,361 | 69,085 | (41,276) |
| 2 | | | | |
| 3 | | | | |
| 4 | | | | |
| 5 | | | | |
| 6 | | | | |
| 7 | | | | |
| 8 | | | | |
| 9 | | | | |
| 10 | | | | |
| 11 | | | | |
| 12 | | | | |
| 13 | | | | |
| 14 | | | | |
| 15 | | | | |
| 16 | | | | |
| | Total | 110,361 | 69,085 | (41,276) |

MISCELLANEOUS CURRENT AND ACCRUED ASSETS

1. Report below description of Other Current and Accrued Assets.
2. Minor items may be grouped.

| LINE NO. | ITEM (a) | BALANCE BEGINNING OF YEAR (b) | BALANCE END OF YEAR (c) | INCREASE OR (Decrease) (d) |
|----------|------------------|----------------------------------|----------------------------|-------------------------------|
| 1 | Unbilled Revenue | 0 | 282,401 | 282,401 |
| 2 | | | | |
| 3 | | | | |
| 4 | | | | |
| 5 | | | | |
| 6 | | | | |
| 7 | | | | |
| 8 | | | | |
| 9 | | | | |
| 10 | | | | |
| 11 | | | | |
| 12 | | | | |
| 13 | | | | |
| 14 | | | | |
| 15 | | | | |
| | Total | 0 | 282,401 | 282,401 |

UNAMORTIZED DEBT DISCOUNT AND EXPENSE

1. Report below the particulars called for applicable to each class and series of long-term debt.
 2. If method of amortization is other than "straight-line", give particulars in a footnote.
 3. If any portion of the amounts credited to this account during year, per column (h), were debited to any other account than account 428, Amortization of Debt Discount and Expense, state the account charged.

| DESIGNATION OF LONG-TERM DEBT (a) | PAR VALUE OF SECURITIES ISSUED (b) | NET DISCOUNT AND EXPENSE (c) | AMORTIZATION PERIOD | | BALANCE BEGINNING OF YEAR (e) | DEBITS DURING YEAR (f) | CREDITS DURING YEAR (g) | BALANCE END OF YEAR (h) |
|--|--|--|------------------------|------------|--|---------------------------------|----------------------------------|----------------------------------|
| | | | FROM (d) | TO (e) | | | | |
| Note Payable 4.00% Senior Notes Due 2046 | | | 1/1/2016 | 12/31/2016 | 129,756 | 159,999 | (8,927) | 280,828 |
| | | | | | | | | |
| | | | | | | | | |
| | | | | | | | | |
| | | | | | | | | |
| | | | | | | | | |
| | | | | | | | | |
| | | | | | | | | |
| | | | | | | | | |
| | | | | | | | | |
| | | | | | | | | |
| | | | | | | | | |
| | | | | | | | | |
| | | | | | | | | |
| | | | | | | | | |
| | | | | | | | | |
| | | | | | | | | |
| TOTAL | 0 | 0 | ***** | ***** | 129,756 | 159,999 | (8,927) | 280,828 |

UNAMORTIZED PREMIUM ON DEBT

1. Report below the particulars called for applicable to each class and series of long-term debt.
 2. If method of amortization is other than "straight-line", give particulars in a footnote.
 3. If any portion of the amounts credited to this account during year, per column (h), were debited to any other account than account 428, Amortization of Debt Discount and Expense, state the account charged.

| DESIGNATION OF LONG-TERM DEBT (a) | PAR VALUE OF SECURITIES ISSUED (b) | NET DISCOUNT AND EXPENSE (c) | AMORTIZATION PERIOD | | BALANCE BEGINNING OF YEAR (e) | DEBITS DURING YEAR (f) | CREDITS DURING YEAR (g) | BALANCE END OF YEAR (h) |
|--------------------------------------|--|--|------------------------|-----------|--|---------------------------------|----------------------------------|----------------------------------|
| | | | FROM (d) | TO (e) | | | | |
| | | | | | | | | |
| | | | | | | | | |
| | | | | | | | | |
| | | | | | | | | |
| | | | | | | | | |
| | | | | | | | | |
| | | | | | | | | |
| | | | | | | | | |
| | | | | | | | | |
| | | | | | | | | |
| | | | | | | | | |
| | | | | | | | | |
| | | | | | | | | |
| | | | | | | | | |
| | | | | | | | | |
| | | | | | | | | |
| | | | | | | | | |
| | | | | | | | | |
| Total | 0 | 0 | ***** | ***** | 0 | 0 | 0 | 0 |

NAME OF UTILITY: EDC

YEAR 2016

CAPITAL STOCK

1. Report the particulars called for concerning each issue and series of Common or Preferred Stock at end of year.
2. Amount shown in column (d) with respect to non-par stock without stated value should be the cash value per share of the consideration received.
3. Show Capital Stock Expense (Acct. 212) on footnote.

| CLASS AND SERIES OF STOCK | COMMISSION AUTHORIZED | | PERIOD DATE (c) | PAR OR STATED VALUE PER SHARE (d) | AMOUNT ACTUALLY ISSUED (e) | OUTSTANDING END OF YEAR | | DIVIDENDS DECLARED | |
|--|-----------------------|--|-----------------|-----------------------------------|----------------------------|-------------------------|------------|--------------------|------------|
| | NO. OF SHARES (b) | | | | | SHARES (f) | AMOUNT (g) | RATE (h) | AMOUNT (i) |
| Common Stock (Account 201, 206, 208, 201) | 2,500 | | Jan-81 | 100 | 500 | 500 | 50,000 | | |
| | 76,500 | | Mar-99 | 100 | 76500 | 76,500 | 7,650,000 | | |
| | | | | | | | | | |
| | | | | | | | | | |
| Total Common Stock | 79,000 | | ***** | ***** | 77,000 | 77,000 | 7,700,000 | ***** | 0 |
| Preferred Stock (Account 204, 206, 208, 210) | | | | | | | | | |
| | | | | | | | | | |
| | | | | | | | | | |
| Total Preferred Stock | | | | | | | | | |
| | | | | | | | | | |
| | | | | | | | | | |
| Reacquired Capital Stock (Account 214) | | | | | | | | | |
| | | | | | | | | | |
| | | | | | | | | | |
| Total Reacquired Capital Stock | | | ***** | ***** | 0 | 0 | 0 | ***** | 0 |

Footnotes:

NAME OF UTILITY: EDC

YEAR 2016

ACCOUNT 207, PREMIUMS AND ASSESSMENTS ON CAPITAL STOCK
 ACCOUNT 215, NONOPERATING SURPLUS (CAPITAL SURPLUS)

- 1. Give below an analysis of the activity in other paid-in capital during year.
- 2. State the nature of other paid-in capital and describe how it arose, listing account charged or credited.
- 3. Enter as footnote, descriptions of transactions if space is not sufficient.

| ITEM (a) | ACCOUNT CHARGED OR CREDITED (b) | ACCOUNT 207 | | ACCOUNT 215 | | |
|---------------------------|--|--|--|--|---|--------------|
| | | PREMIUM AND ASSESSMENTS ON CAPITAL STOCK (c) | DONATIONS RECEIVED FROM STOCKHOLDERS (d) | REDUCTION IN PAR OR STATED VALUE OF CAPITAL STOCK (e) | GAIN ON RESALE OR CANCELLATION OF REACQUIRED CAPITAL STOCK (f) | OTHER (g) |
| Balance beginning of year | 207 | 4,900,000 | | | | |
| Credits: | | | | | | |
| Acquisition Adjustment | | 7,073,729 | | | | |
| | | | | | | |
| | | | | | | |
| | | | | | | |
| | | | | | | |
| | | | | | | |
| | | | | | | |
| Total Credits | ***** | 7,073,729 | 0 | 0 | 0 | 0 |
| Debits: | | | | | | |
| | | | | | | |
| | | | | | | |
| | | | | | | |
| | | | | | | |
| | | | | | | |
| | | | | | | |
| | | | | | | |
| | | | | | | |
| | | | | | | |
| | | | | | | |
| Total Debits | ***** | | | | | |
| Balance end of year | | 11,973,729 | 0 | 0 | 0 | 0 |

Footnotes:

NAME OF UTILITY: EDC

YEAR 2016

| Note Payable to Associate Companies | | | | | | |
|--|------------------------------------|----------------------|----------|-----------------------|-------------------------|-----------|
| LINE NO. | DATE OF NOTE (b) | DATE OF MATURITY (c) | RATE (d) | INTEREST EXPENSES (e) | BALANCE END OF YEAR (f) | |
| | Notes Payable (account 231) | | | | | |
| | | | | | | |
| | | | | | | |
| | | | | | | |
| | | | | | | |
| | | | | | | |
| | | | | | | |
| | | | | | | |
| | | | | | | |
| | | | | | | |
| | | | | | | |
| | | | | | | |
| | | | | | | |
| | | | | | | |
| | | | | | | |
| | | | | 0 | 0 | |
| Total | | | | | | |
| Notes Payable to Assoc. Cos. (account 234) | | | | | | |
| | American Water Works, Inc. | | | | | 6,270,360 |
| | American Water Capital Corporation | | | | | 175,763 |
| | Homeowner Services | | | | | 3,100 |
| | | | | | | |
| | | | | | | |
| | | | | | | |
| | | | | | | |
| | | | | | | |
| | | | | | | |
| | | | | - | 6,449,223 | |
| Total | | | | | | |

1. Report information requested on notes payable.
2. Report collateral pledged if any.
3. Include details of debt retired.

NAME OF UTILITY: EDC

2016

TAXES (Accounts 160, 236, 408, 409)

1. Report all taxes accrued or prepaid during year.
2. Taxes paid during year, and charged directly to expense should be included in column (d) or (e), and column (f).

| TAXES LEVIED (a) | BALANCE BEGINNING OF YEAR (b) | CHARGED DURING YEAR (c) | PAID DURING YEAR (d) | BALANCE END OF YEAR (e) |
|---|-------------------------------------|-------------------------------|----------------------------|-------------------------------|
| | | | | |
| FEDERAL TAXES: | | | | |
| Prepaid Federal Taxes a/c 236 | 238,578 | (459,350) | (238,578) | (459,350) |
| Deferred Tax Benefit a/c 236 | (1,997,617) | (496,317) | (735,537) | (3,229,471) |
| Current Tax Provision 409 | | | | |
| Deferred Tax Provision 409 | | | | |
| | | | | |
| Total Federal Taxes | (1,759,039) | (955,667) | (974,115) | (3,688,821) |
| STATE TAXES: | | | | |
| Gross receipts, franchise and excise 236 | (676,694) | | 676,694 | - |
| Other | (1) | | 1 | - |
| | | | | |
| Total State Taxes | (676,695) | - | 676,695 | - |
| LOCAL TAXES: | | | | |
| Real Estate | - | (24,129) | 24,129 | - |
| | | | | |
| Total Local Taxes | - | (24,129) | 24,129 | - |
| OTHER TAXES: | | | | |
| Property Taxes, Payroll Taxes & Other Taxes | | (18,570) | 18,570 | - |
| | | | | |
| | | | | |
| Total Other Taxes | - | (18,570) | 18,570 | - |
| | | | | |
| Total Taxes | (2,435,734) | (42,700) | 719,395 | (3,688,821) |

OTHER CURRENT AND ACCRUED LIABILITIES

1. Report amount and description of other current and accrued liabilities end of year.
2. Minor items may be grouped under appropriate titles.

| LINE NO. | ITEM (a) | BALANCE END OF YEAR (b) |
|----------|----------------------------|-------------------------|
| 1 | Accrued Power | 19,167 |
| 2 | GRIR - Non-inventory | 3,088 |
| 3 | GRIR - Stock C (Chemicals) | 2,825 |
| 4 | Unclaimed Customer Credits | 2,866 |
| 5 | | |
| 6 | | |
| 7 | | |
| 8 | | |
| 9 | | |
| 10 | | |
| 11 | | |
| 12 | | |
| 13 | | |
| 14 | | |
| 15 | | |
| TOTAL | | 27,945 |

OTHER DEFERRED CREDITS

1. Report information called for concerning other Deferred Credits.
2. Minor items may be grouped by classes.

| LINE NO. | DESCRIPTION (a) | BALANCE BEGINNING OF YEAR (b) | DEBITS | | CREDITS (e) | BALANCE END OF YEAR (f) |
|----------|-----------------|-------------------------------|----------------------|------------|-------------|-------------------------|
| | | | ACCOUNT CREDITED (c) | AMOUNT (d) | | |
| 1 | | | | | | - |
| 2 | | | | | | - |
| 3 | | | | | | - |
| 4 | | | | | | - |
| 5 | | | | | | - |
| 6 | | | | | | - |
| 7 | | | | | | - |
| 8 | | | | | | - |
| 9 | | | | | | - |
| 10 | | | | | | - |
| 11 | | | | | | - |
| 12 | | | | | | - |
| 13 | | | | | | - |
| 14 | | | | | | - |
| 15 | | | | | | - |
| TOTAL | | - | ***** | - | - | - |

NAME OF UTILITY: EDC

YEAR 2016

OPERATING AND OTHER RESERVES

- 1. Report the information requested.
- 2. Insert description of "Other Reserves" Account 265.
- 3. If sufficient space is not available use footnote for details.

| ITEM (a) | ACCOUNT CHARGED OR CREDITED (b) | TOTAL (c) | PROPERTY INSURANCE RESERVE (d) | INJURIES AND DAMAGES RESERVE (e) | PENSIONS AND BENEFITS RESERVE (f) | OTHER RESERVES | |
|---------------------------|--|--------------|---|---|--|----------------|-----|
| | | | | | | (g) | (h) |
| Balance beginning of year | ***** | 0 | 0 | 0 | 0 | 0 | 0 |
| Additions to reserve: | | | | | | | |
| Provision | | | | | | | |
| Employee Contributions | | | | | | | |
| Other additions (specify) | | | | | | | |
| | | | | | | | |
| | | | | | | | |
| Total Credits | ***** | 0 | 0 | 0 | 0 | 0 | 0 |
| Deductions from reserve: | | | | | | | |
| | | | | | | | |
| | | | | | | | |
| | | | | | | | |
| Total Debits | ***** | 0 | 0 | 0 | 0 | 0 | 0 |
| | | | | | | | |
| Balance end of year | ***** | 0 | 0 | 0 | 0 | 0 | 0 |

Footnote:

| SEWERAGE OPERATING REVENUES (Account 400) | | |
|--|------------------|--------------------------------|
| 1. Report in column (b) the maximum number of customers during year. | | |
| ITEM (a) | CUSTOMERS (b) | AMOUNT OF REVENUE (c) |
| SEWERAGE SERVICE REVENUES | | |
| 461 Domestic Service | 5,396 | 4,582,291 |
| 462 Industrial Waste Service | | |
| 463 Service to Public Authorities | 3 | 728,169 |
| 464 Service to Other Systems | | |
| 465 Other Sewerage Service (Specify) | | |
| | | |
| | | |
| | | |
| | | |
| | | |
| Total Sewerage Service Revenues | 5,399 | 5,310,460 |
| OTHER SEWERAGE REVENUE | | |
| 471 Rents from Sewerage Property | | |
| 472 Customers' Forfeited Discounts and Penalties | | |
| 473 Miscellaneous Sewerage Revenues - Sewer Site Lakewood | | |
| | | |
| | | |
| | | |
| Total Other Sewerage Revenue | | - |
| Total Sewerage Operating Revenues | | 5,310,460 |

| TERRITORY SERVED DURING YEAR | | | | |
|---|---|---|------------------------------------|---|
| 1. Report below the details of the territory in which sewerage is rendered. | | | | |
| MUNICIPALITY OR OTHER DESIGNATION OF SYSTEM (a) | ESTIMATED PERMANANT POPULATION SERVED (b) | ESTIMATED MAXIMUM SEASONAL POPULATION (c) | CUSTOMERS END OF YEAR (d) | MAXIMUM NUMBER CUSTOMERS DURING YEAR* (e) |
| Residential (2.6 per) | 13,939 | 13,939 | 5,361 | 5,361 |
| Commercial (5.0 per) | 175 | 175 | 35 | 35 |
| Municipal - 3 Bulk Service Contracts** | 4,650 | 4,650 | 3 | 3 |
| | | | | |
| | | | | |
| | | | | |
| | | | | |
| | | | | |
| | | | | |
| Total | 18,764 | 18,764 | 5,399 | 5,399 |

*(e) Maximum Number of Customers During the year is not available.
 **(b & c municipal) township estimate

(This Schedule for use by Class C)

OPERATION EXPENSE (Account 401)

1. Enter in the spaces provided, the sewerage operation expense for the year.

| ACCOUNT | | AMOUNT | CHANGE FROM |
|--|---------------------------------------|-----------|----------------|
| (a) | | FOR YEAR | PRECEDING YEAR |
| | | (b) | (c) |
| COLLECTING EXPENSES | | | |
| 701 | Operation Supervision and Engineering | 0 | 0 |
| 702 | Operating Labor | 0 | 0 |
| 703 | Miscellaneous Supplies and Expenses | 0 | 0 |
| 704 | Rents | 0 | 0 |
| Total Collecting Expenses | | 0 | 0 |
| PUMPING EXPENSES | | | |
| 711 | Power and Fuel | 286,117 | (8,172) |
| 712 | Miscellaneous Supplies and Expenses | 0 | 0 |
| 713 | Rents | 0 | 0 |
| Total Pumping Expenses | | 286,117 | (8,172) |
| TREATMENT AND DISPOSAL EXPENSES | | | |
| 721 | Operation Supervision and Engineering | 827,066 | 850 |
| 722 | Operating Labor | 0 | 0 |
| 723 | Miscellaneous Supplies and Expenses | 12,907 | 12,907 |
| 724 | Chemical Treatment Expenses | 62,729 | 10,316 |
| 725 | Rents | 0 | 0 |
| Total Treatment and Disposal Expenses | | 902,702 | 24,073 |
| COMMERCIAL EXPENSES | | | |
| 731 | Supervision | 296,804 | (83,836) |
| 732 | Flat Rate Inspections | 0 | 0 |
| 733 | Meter Reading | 0 | 0 |
| 734 | Billing, Collecting and Accounting | 96,788 | (90,724) |
| 735 | Uncollectible Accounts | (13,790) | (65,777) |
| 736 | Rents | 0 | 0 |
| Total Commerical Expenses | | 379,802 | (240,338) |
| ADMINISTRATIVE AND GENERAL EXPENSES | | | |
| 741 | Administrative and General Salaries | 66,800 | 66,800 |
| 742 | Office Supplies and Other Expenses | (55) | (100,022) |
| 743 | Professional Services | 11,841 | (54,690) |
| 744 | Property Insurance | 15,293 | (144,234) |
| 745 | Injuries and Damages | 0 | 0 |
| 746 | Employee Pensions and Benefits | 0 | 0 |
| 747 | Franchise Requirements | 0 | 0 |
| 748 | Regulatory Commission Expenses | 0 | 0 |
| 749 | Duplicate Charges - Cr. | 0 | 0 |
| 750 | Miscellaneous General Expenses | 17,850 | 17,850 |
| 751 | Rents | 0 | 0 |
| Total Administrative and General Expenses | | 111,729 | (214,295) |
| Total Operation Expenses | | 1,680,350 | (438,731) |

MAINTENANCE EXPENSE (Account 402)

1. Enter in the spaces provided, the sewerage maintenance expense for the year.

| ACCOUNT (a) | | AMOUNT FOR YEAR (b) | AMOUNT FOR PRECEDING YEAR (c) |
|----------------------------|--|---------------------------|-------------------------------------|
| 801 | Maintenance of Collecting System | 0 | 0 |
| 802 | Maintenance of Pumping System | 17,867 | 19,623 |
| 803 | Maintenance of Treatment and Disposal System | 128,934 | 120,939 |
| 804 | Maintenance of Transportation Equipment | 0 | 0 |
| 805 | Maintenance of General Equipment | 0 | 57,215 |
| Total Maintenance Expenses | | 146,801 | 197,777 |

COMPENSATION OF OFFICERS, ETC.

- 1. Report below or on a separate sheet attached the amount of compensation charge to sewerage operations and paid during the year to each elected officer of the respondent. Report also, the compensation of other employees receiving annual compensation of \$10,000 or more.
- 2. If compensation reported for any officer or employee does not cover the full year, state the period covered.
- 3. Bonuses and other allowances should be included in the compensation. Furnish particulars as to such other compensation.

| NAME (a) | OFFICIAL TITLE (b) | TOTAL COMPENSATION FOR YEAR (c) |
|--------------|-----------------------|--|
| No employees | | |
| | | |
| | | |
| | | |
| | | |
| | | |
| | | |
| | | |
| | | |
| | | |
| | | |
| | | |
| | | |
| | | |
| | | |
| | | |
| | | |
| | | |
| | | |
| | | |
| | | |
| | | |
| | | |
| | | |
| | | |
| | | |
| | | |
| | | |
| | | |
| | | |
| | | |
| | | |
| | | |

SERVICE CONTRACT CHARGES BY ASSOCIATED COMPANIES

Report below for each contract, written or unwritten, in effect at any time during year with an associated corporation, partnership, individual, or other organization, whereby Respondent received management, construction, engineering, supply, financial, legal, accounting, purchasing, or other type of service of a continuing nature.

1. Name of company rendering service.
2. Character of service.
3. Basis of charges.
4. Date and term of contract.
5. Date of Commission authorization, if contract received Commission approval.
6. Total charges for year classified as to purchases, compensation for services, and reimbursement for expenses.
7. Utility departments and accounts charged with amounts reported under foregoing Item 6.

1. American Water Works Service Co., Inc.

2. Administrative, engineering, customer and public relations, employee relations, accounting, corporate secretarial, treasury, purchasing insurance, data processing and general services as provided in Article I of the contract.
3. Actual cost of services as provided in Article II and III of the contract.
4. January 1, 1989
5. N/A
6. Total charges for 2016: \$ 296,804
7. Various

1. American Water Capital Corporation

2. Short & long-term financing services.
3. Actual cost of services.
4. June 15, 2000.
5. N/A
6. Total charges for 2016: \$ -
7. Various

MANAGEMENT AND ENGINEERING CONTRACTS WITH NON-ASSOCIATED COMPANIES

Report below for any contract, written or unwritten, in effect at any time during year with a non-associated corporation, partnership, individual, or any other organization, whereby Respondent received management or engineering services of a continuing nature.

1. Name of company rendering service.
2. Character of service.
3. Basis of charges.
4. Date and term of contract.
5. Date of Commission authorization, if required.
6. Total charges for year classified as to character of service.
7. Utility departments and accounts charged with amounts reported under foregoing Item 6.

Operations Agreement

1. Applied Water Management Inc. (Natural Systems Utilities)
2. Plant Operations Management
3. 5-year operations contract
4. May 1, 2016 - April 30, 2021
5. N/A
6. \$663,179
7. Accounts: 701, 721, 731

OTHER INCOME

Show details of principal items in each of the following accounts. Details shown in another section of the report need not be repeated but cross reference by page and account number should be given.

| SOURCE OF INCOME (a) | GROSS REVENUE (b) | EXPENSES (c) | NET REVENUE (d) |
|---|-------------------------|-----------------|-----------------------|
| 417 Income from Nonutility Operations: | | | |
| | | | |
| | | | |
| | | | |
| | | | |
| | | | |
| | | | |
| | | | |
| | | | |
| | | | |
| Total (net) | 0 | 0 | 0 |
| 418 Rental Income from Nonoperating Property: | | | |
| | | | |
| | | | |
| | | | |
| | | | |
| | | | |
| | | | |
| | | | |
| | | | |
| | | | |
| Total (net) | 0 | 0 | 0 |
| 419 Interest and Dividend Income: | | | |
| | | | |
| | | | |
| | | | |
| | | | |
| | | | |
| | | | |
| | | | |
| | | | |
| | | | |
| Total (net) | 0 | 0 | 0 |
| 421 Miscellaneous Nonoperating Income: | | | |
| | | | |
| | | | |
| | | | |
| | | | |
| | | | |
| | | | |
| | | | |
| | | | |
| | | | |
| Total (net) | 0 | 0 | 0 |

AMORTIZATION AND OTHER INCOME DEDUCTIONS

1. Show details of items within scope of account 425, Amortization Deductions; include accounts being amortized, original period of amortization, unamortized balance at end of year amount charged against current income.

2. Detail contributions, fines, etc. properly deductible within scope of account 426, Other Income Deductions.

| NATURE OF DEDUCTION (a) | AMOUNT (b) |
|---|---------------|
| 425 Amortization Deductions | |
| Amortize Debt Disc & Exp (see Page 19 for additional details) | 8,927 |
| | |
| | |
| | |
| | |
| | |
| | |
| | |
| | |
| | |
| | |
| Total Income Deductions | 8,927 |

SUMMARY OF SALARIES AND WAGES

1. Show in column (b) the number of officers and employees normally assigned to the functions shown in column (a). If an employee fills more than one function, list him in the one classification to which the majority of his time is distributed.

2. Show in column (c) the total payroll distributed to each classification.

3. Columns (b) and (c) should be considered independently because it is possible, due to multiple distributions of an employee's time for a dollar amount to be charged to a classification to which employees are permanently assigned.

| LINE NO. | CLASSIFICATION (a) | AVERAGE NO. OF EMPLOYEES (b) | PAYROLL DISTRIBUTION (c) | PAYROLL DISTRIBUTION COMPARISON WITH PRECEDING YEAR INCREASE OR (DECREASE) (d) |
|----------|---------------------------|---------------------------------|-----------------------------|---|
| 1 | Operation and Maintenance | 0 | | |
| 2 | | | | |
| 3 | | | | |
| 4 | | | | |
| 5 | | | | |
| 6 | | | | |
| 7 | Construction | 0 | | |
| 8 | | | | |
| 9 | | | | |
| 10 | | | | |
| 11 | Other Accounts | | | |
| 12 | | 0 | | |
| 13 | | | | |
| 14 | | | | |
| 15 | | | | |
| 16 | | | | |
| 17 | | | | |
| 18 | | | | |
| 19 | | | | |
| 20 | Total Payroll for Year | 0 | N/A | N/A |

SEWERAGE PLANT

On this page insert the several numbers representing each of the following captions and furnish information pertinent to such captions. Attach additional sheet if necessary.

1. General description of sewerage treatment and disposal system.
 2. Area served by the sewerage system.
 3. Average and maximum daily discharge of sewerage during the year (thousands of gallons).
 4. Method of treatment and of disposal.

1. The existing system is designed for 2.1 mgd capacity.
 2. The franchise area, along with the furnishing bulk treatment service to and for portions of the Township of Bedminster, Far Hills and Peapack-Gladstone.
 3. Average daily discharge = 1,186,550 GPD
 Maximum daily discharge = 2,528,000 GPD
 4. The facility utilizes the Bardenpho process to remove phosphorous, carbon and nitrogen to meet discharge standards. Effluent is discharged to a tributary of the Raritan River.

UNIT PRICE OF MATERIALS PURCHASED AND CONSTRUCTION COSTS

List examples of most frequently used materials and construction costs experienced during the year for the collecting system.

| MATERIAL OR ITEMS (a) | TYPE (b) | SIZE (c) | UNIT (d) | AVERAGE UNIT PRICE (e) |
|-------------------------------|-------------|-------------|-------------|------------------------------|
| Alum, Sulfate Liquid, 50% | Chemical | Bulk | LB | 0.1000 |
| Sodium Bicarbonate, 100% | Chemical | 50 LB | LB | 0.3100 |
| Bioxide | Chemical | | LB | 0.2300 |
| Thioguard/Magox 93 HR 325M | Chemical | 50 LB | LB | 0.5800 |
| Polymer, Sludge Cedarfloc 344 | Chemical | 55 GA | LB | 1.2000 |
| | | | | |
| | | | | |
| | | | | |
| | | | | |
| | | | | |
| | | | | |
| | | | | |
| | | | | |
| | | | | |
| | | | | |
| | | | | |
| | | | | |
| | | | | |
| | | | | |
| | | | | |
| | | | | |
| | | | | |
| | | | | |

| COLLECTING, INTERCEPTOR, AND FORCE MAINS, AND MANHOLES | | | | | | | |
|---|---|-------------------|------------------|-----------------------|-----------------------|-------------------------|-------------------------|
| 1. Percentage of mains on private right-of-way 24 %. | | | | | | | |
| 2. List separately and designate those mains not owned by the respondent. | | | | | | | |
| LINE NO. | MUNICIPALITY OR OTHER DESIGNATION OF SYSTEM (a) | SIZE (inches) (b) | TYPE OF MAIN (c) | LENGTH OF PIPE | | | |
| | | | | END OF PRIOR YEAR (d) | ADDED DURING YEAR (e) | RETIRED DURING YEAR (f) | END OF CURRENT YEAR (g) |
| 1 | Bedminster Twp | | | | | | |
| 2 | Collecting Mains | 6 | PVC | 1,896 | | | 1,896 |
| 3 | | 8 | DI | 1,148 | | | 1,148 |
| 4 | | 8 | PVC | 57,805 | | | 57,805 |
| 5 | | 10 | PVC | 13,124 | | | 13,124 |
| 6 | | 12 | DI | 149 | | | 149 |
| 7 | | 12 | PVC | 4,264 | | | 4,264 |
| 8 | | 15 | PVC | 17 | | | 17 |
| 9 | | 16 | PVC | 40 | | | 40 |
| 10 | | 24 | DI | 153 | | | 153 |
| 11 | | 24 | PVC | 19 | | | 19 |
| 12 | SubTotal | | | 78,617 | - | - | 78,617 |
| 13 | Interceptor Mains | | | | | | |
| 14 | | 8 | PVC | 5,047 | | | 5,047 |
| 15 | | 12 | PVC | 3,416 | | | 3,416 |
| 16 | | 24 | PVC | 862 | | | 862 |
| 17 | SubTotal | | | 9,325 | - | - | 9,325 |
| 18 | Force Mains | | | | | | |
| 19 | | 6 | DI | 2,406 | | | 2,406 |
| 20 | | 10 | DI | 664 | | | 664 |
| 21 | | 12 | PVC | 1,205 | | | 1,205 |
| 22 | | 14 | DI | 1,919 | | | 1,919 |
| 23 | | 20 | DI | 182 | | | 182 |
| 24 | | 20 | PVC | 155 | | | 155 |
| 25 | SubTotal | | | 6,532 | - | - | 6,532 |
| 26 | Town Total | | | 94,474 | - | - | 94,474 |
| 27 | | | | | | | |
| 28 | | | | | | | |
| 29 | | | | | | | |
| 30 | Bernards Twp | | | | | | |
| 31 | Collecting Mains | 8 | DI | 377 | | | 377 |
| 32 | | 8 | PVC | 86,534 | | | 86,534 |
| 33 | | 10 | PVC | 2,464 | | | 2,464 |
| 34 | | 12 | PVC | 2,374 | | | 2,374 |
| 35 | SubTotal | | | 91,749 | - | - | 91,749 |
| 36 | Interceptor Mains | | | | | | - |
| 37 | | 8 | PVC | 278 | | | 278 |
| 38 | | 12 | PVC | 3,364 | | | 3,364 |
| 39 | | 15 | PVC | 3,975 | | | 3,975 |
| 40 | SubTotal | | | 7,617 | - | - | 7,617 |
| 41 | | | | | | | |
| 42 | Force Mains | 3 | PVC | 1,400 | | | 1,400 |
| 43 | | 6 | DI | 8,794 | | | 8,794 |
| 44 | | 6 | PVC | 1,536 | | | 1,536 |
| 45 | SubTotal | | | 11,730 | - | - | 11,730 |
| 46 | Town Total | | | 111,096 | - | - | 111,096 |
| 47 | | | | | | | |
| 48 | | | | | | | |
| 49 | | | | | | | |
| 50 | TOTAL | | | 205,569 | - | - | 205,569 |
| 51 | | | | | | | |
| 52 | Manholes | | | | | | |
| 53 | Bedminster Twp | 4' | precast | 538 | | | 538 |
| 54 | Bernards Twp | 4' | precast | 647 | | | 647 |
| 55 | | | | | | | - |
| 56 | TOTAL | | | 1,185 | - | - | 1,185 |
| 57 | | | | | | | |

PUMPING EQUIPMENT

YEAR 2016

| MOTIVE POWER | STATION OR LOCATION | MAKE OR TYPE | YEAR INSTALLED | RATED CAPACITY | SIZE | HOW DRIVEN | REMARKS |
|--------------|---------------------|--|----------------|----------------|------|------------|---|
| (a) | (b) | (c) | (d) | (e) | (f) | (g) | (h) |
| Electric | NUEDW-BM-206PS | Flygt Model 3102-180-0973 Ser # 9630227 | 7/21/986 | | | Direct | ROUTE206 PS PUMP #1 A SIDE |
| Electric | NUEDW-BM-206PS | Flygt Model 3102-180-3241 Ser # 4409177 | 7/22/2004 | | | Direct | ROUTE206 PS PUMP #1 B SIDE |
| Electric | NUEDW-BM-206PS | Flygt Model 3126 Ser # 140022 | 7/21/996 | | | Direct | ROUTE206 PS PUMP #2 A SIDE |
| Electric | NUEDW-BM-206PS | Flygt Model 3126 Ser # 11700 | 7/22/2004 | | | Direct | ROUTE206 PS PUMP #2 B SIDE |
| Electric | NUEDW-BM-CTFPS | Flygt Model 3127-180-9048 Ser # 141048 | 7/22/2001 | | | Direct | CITY FED PS PUMP#1 |
| Electric | NUEDW-BM-CTFPS | Flygt Model 3127-180-9048 Ser # | 4/12/105 | | | Direct | CITY FED PS PUMP#2 |
| Electric | NUEDW-BM-SMRPS | Flygt Model 3230-455-3 Ser # 8570807 | | | | Direct | CITY FED PS SPARE PUMP |
| Electric | NUEDW-BM-SMRPS | Flygt Model 3231-655-5039 Ser # 59931128 | | | | Direct | SCHLEY PS PUMP #1 30/60 HP |
| Electric | NUEDW-BM-SMRPS | Flygt Model 3230-455 Ser # | | | | Direct | SCHLEY PS PUMP #2 30/60 HP |
| Electric | NUEDW-BM-SMRPS | Flygt Model NP2602 Ser # 3202_095 | 5/11/2015 | | | Direct | SCHLEY PS PUMP #3 30/60 HP |
| Electric | NUEDW-BM-SMRPS | Myers Model VGX50H-21 Ser # G00146829 | | | | Direct | SCHLEY PS PUMP #4 30/60 HP |
| Electric | NUEDW-BM-SMRPS | Myers Model VGX50H-21 Ser # G00113153 | 6/6/2012 | | | Direct | MORGANRAMAPO PS PUMP SPARE#1 |
| Electric | NUEDW-BM-SMRPS | Flygt Model 3085-182-0021 Ser # 9550245 | 7/21/995 | | | Direct | MORGANRAMAPO PS PUMP SPARE#2 |
| Electric | NUEDW-BM-SMRPS | Flygt Model 3085-182-0021 Ser # 9550245 | 7/21/995 | | | Direct | WWTP BACKWASH SUMP PUMP #1 |
| Electric | NUEDW-BM-SMRPS | Flygt Model 3085-182-0003 Ser # 9860429 | 7/21/986 | | | Direct | WWTP BACKWASH SUMP PUMP #2 |
| Electric | NUEDW-BM-SMRPS | Flygt Model 3102-180-8413 Ser # 2309502 | 7/22/2002 | | | Direct | WWTP PLANT SUMP PUMP#1 |
| Electric | NUEDW-BM-SMRPS | Flygt Model 3102-180-8413 Ser # 510515 | 7/22/2005 | | | Direct | WWTP PLANT SUMP PUMP#2 |
| Electric | NUEDW-BM-SMRPS | Wemco EEXA6-MYAK-XBC3-10 Ser # 114333 | 7/21/996 | | | Direct | WWTP SMALLER SUMP SPARE |
| Electric | NUEDW-BM-SMRPS | Goulds Model V50511B Ser # G0930140 | 11/22/2009 | | | Direct | WWTP SUMP PUMP #1 |
| Electric | NUEDW-BM-SMRPS | Goulds Model V50511B Ser # E09188774 | 11/22/2009 | | | Direct | WWTP SUMP PUMP #2 |
| Electric | NUEDW-BM-SMRPS | Flygt Model 3201-18 Ser # | 7/22/2005 | | | Direct | WWTP CLEARWELL PUMP #A |
| Electric | NUEDW-BM-SMRPS | Flygt Model 3201-18 Ser # 50405162 | 7/21/996 | | | Direct | WWTP CLEARWELL PUMP #B |
| Electric | NUEDW-BM-SMRPS | Wemco Model EEXA6-MYAK-Y2C3-10 Ser # 77983 | 7/21/996 | | | Direct | EQ JOCKEY PUMP #1 |
| Electric | NUEDW-BM-SMRPS | Wemco Model EEXA6-MYAK-Y2C3-10 Ser # 67784 | 7/21/996 | | | Direct | EQ JOCKEY PUMP #2 |
| Electric | NUEDW-BM-SMRPS | Wemco Model EEXA6-MYAK-Y2C3-10 Ser # 9510776 | 12/11/996 | | | Direct | EQ JOCKEY PUMP #Spare |
| Electric | NUEDW-BM-SMRPS | Wemco Model F10K-MD-FE326 Ser # 95X10776 | 7/21/996 | | | Direct | EQ MIXING TANK PUMP #1 |
| Electric | NUEDW-BM-SMRPS | Wemco Model F10K-MD-FE326 Ser # 95X10777 | 7/21/996 | | | Direct | EQ MIXING TANK PUMP #2 |
| Electric | NUEDW-BM-SMRPS | Hidrosal Model FEK26-MYAK-XB1C30-10 Ser # 145621 | 12/11/996 | | | Direct | WWTP EQ ASPIRATOR PUMP #1 |
| Electric | NUEDW-BM-SMRPS | Hidrosal Model FEK26-MYAK-Y2C3-10 Ser # 95X10777 | 12/11/996 | | | Direct | WWTP EQ ASPIRATOR PUMP #2 |
| Electric | NUEDW-BM-SMRPS | Moyno Model F1036GT CDO 3AAA Ser # M1434407-3 KS | 7/21/990 | | | Direct | WWTP SLUDGE FEED PUMP SPARE |
| Electric | NUEDW-BM-SMRPS | Wemco Model E8K-SS-EE3A6 Ser # | 11/1/2010 | | | Direct | WWTP SLUDGE RETURN PUMP #A |
| Electric | NUEDW-BM-SMRPS | Goulds Model 11SH4G55CO Ser # | 11/1/2010 | | | Direct | WWTP SLUDGE RETURN PUMP #B |
| Electric | NUEDW-BM-SMRPS | Netzsch Model NMD38BY01L068 Ser # USB80303 | 7/21/990 | | | Direct | WWTP SLUDGE THICKENER #1 BOOSTER PUMP |
| Electric | NUEDW-BM-SMRPS | Wemco Model E8K-SS-EE3A6 Ser # 899973-1 | 7/21/990 | | | Direct | WWTP SLUDGE THICKENER #2 BOOSTER PUMP |
| Electric | NUEDW-BM-SMRPS | Goulds Model 11SH4G55CO Ser # C1007975 | 11/1/2010 | | | Direct | WWTP SLUDGE THICKENER #2 DISCHARGE PUMP |
| Electric | NUEDW-BM-SMRPS | Netzsch Model NMD38BY01L068 Ser # USB80783 | 11/1/2010 | | | Direct | WWTP SLUDGE THICKENER #2 DISCHARGE PUMP |
| Electric | NUEDW-BM-SMRPS | Wemco Model E8K-SS-EE3A6 Ser # 95W11139 | 7/21/990 | | | Direct | WWTP SLUDGE RETURN PUMP #C |
| Electric | NUEDW-BM-SMRPS | Wemco Model E8K-SS-EE3A6 Ser # C1007876 | 7/21/990 | | | Direct | WWTP SLUDGE RETURN PUMP #D |
| Electric | NUEDW-BM-SMRPS | Moyno Model F1036GT CDO 3AAA Ser # AS42103 | | | | Direct | WWTP SLUDGE FEED PUMP #1 |
| Electric | NUEDW-BM-SMRPS | Moyno Model FEK26-MYAK-XBC3-10 Ser # 142164 | 7/21/996 | | | Direct | WWTP SLUDGE FEED PUMP #2 |
| Electric | NUEDW-BM-SMRPS | FlowServe Model 0824-2X1X8T Ser # 1016534CHP001A | | | | Direct | WWTP LARGE #PUMP SPARE |
| Electric | NUEDW-BM-SMRPS | Flygt Model 3152-12 Ser # 210063 | 8/9/2012 | | | Direct | WWTP PROCESS WATER PUMP SPARE |
| Electric | NUEDW-BM-SMRPS | Flygt Model 3152181 Ser # 50387 | 12/20/2016 | | | Direct | WWTP RECYCLE PUMP SPARE |
| Electric | NUEDW-BM-SMRPS | Flygt Model 3152120 Ser # 210064 | 7/21/990 | | | Direct | WWTP RECYCLE PUMP #A |
| Electric | NUEDW-BM-SMRPS | Flygt Model 3152181 Ser # 8970517 | 7/21/990 | | | Direct | WWTP RECYCLE PUMP #B |
| Electric | NUEDW-BM-SMRPS | Wemco Model 31521800000 Ser # 72458 | 10/20/2016 | | | Direct | WWTP RECYCLE PUMP #C |
| Electric | NUEDW-BM-SMRPS | Wemco Model EVM Ser # 08DW07051-01 | | | | Direct | WWTP RECYCLE PUMP #D |
| Electric | NUEDW-BM-SMRPS | Wemco Model EVM Ser # 8195973-1 | | | | Direct | WWTP RETURN PUMP #A |
| Electric | NUEDW-BM-SMRPS | Wemco Model EVM Ser # | 12/22/2016 | | | Direct | WWTP RETURN PUMP #B |
| Electric | NUEDW-BM-SMRPS | Wemco Model EVM Ser # | 11/4/2016 | | | Direct | WWTP RETURN PUMP #C |
| Electric | NUEDW-BM-SMRPS | Flygt Model 3152120 Ser # 210064 | 7/21/990 | | | Direct | WWTP RETURN PUMP #D |
| Electric | NUEDW-BM-SMRPS | Flygt Model 3231-655-5039 Ser # 860181 | 5/11/2012 | | | Direct | WWTP SCUM PIT PUMP #A |
| Electric | NUEDW-BM-SMRPS | Flygt Model B2050-1 Ser # 3085-172-0784 | 7/21/990 | | | Direct | WWTP SCUM PIT PUMP #B |
| Electric | NUEDW-BM-SMRPS | Flygt Model B2050-1 Ser # | 7/11/996 | | | Direct | WWTP SCUM PIT PUMP #C |
| Electric | NUEDW-BM-SMRPS | Myers Model VGT20-21-35 Ser # G00136233 | 12/30/2016 | | | Direct | WWTP SCUM PIT PUMP #D |
| Electric | NUEDW-BM-SMRPS | Myers Model VGT20-21-35 Ser # G00131134 | 12/11/2013 | | | Direct | CANNON COURT PS PUMP #1 |
| Electric | NUEDW-BM-SMRPS | Myers Model VGT20-21 Ser # G00129338 | 11/18/2014 | | | Direct | CANNON COURT PS PUMP #2 |
| Electric | NUEDW-BM-SMRPS | Myers Model VGT20-21 Ser # 10041337 | 12/28/2016 | | | Direct | CANNON COURT PS PUMP SPARE #1 |
| Electric | NUEDW-BM-SMRPS | Myers Model VGT20-21 Ser # | 3/14/2012 | 5 hp | | Direct | CANNON COURT PS PUMP SPARE #2 |
| Electric | NUEDW-BM-SMRPS | Myers Model VGT20-21 Ser # 110432 | 9/6/2012 | | | Direct | MORGAN PS PUMP #1 5HP |
| Electric | NUEDW-BM-SMRPS | Myers Model E-68118 Ser # 453500 | 3/14/2012 | | | Direct | MORGAN PS PUMP #2 5HP |
| Electric | NUEDW-BM-SMRPS | Myers Model VGX 50H-21-35 Ser # 6428 | | | | Direct | MORGAN PS PUMP #3 5HP |
| Electric | NUEDW-BM-SMRPS | Myers Model VGX 50H-21-35 Ser # | | | | Direct | MORGAN PS PUMP #4 5HP |
| Electric | NUEDW-BM-SMRPS | Myers Model E-68118 Ser # 791035 | | | | Direct | RAMAPO PS PUMP #1 5HP |
| Electric | NUEDW-BM-SMRPS | Flygt Model 3102-170-0048 Ser # 350037 | 7/22/2003 | | | Direct | RAMAPO PS PUMP #2 5HP |
| Electric | NUEDW-BM-SMRPS | | | | | Direct | TALWADGE LANE PS PUMP #1 5HP |

| Electric | | | 7/2/2003 | Direct | TALMADGE LANE PS PUMP #2 5HP |
|----------|----------------|---|----------|--------|---------------------------------|
| Electric | NJEDW-BR-TALPS | Flygt. Model 3102.170-0048 Ser # 70106 | | Direct | TALMADGE LANE PS PUMP Spare 5HP |
| Electric | NJEDW-BR-TALPS | Flygt. Model 3102.170-0048 Ser # 480066 | | Direct | TALMADGE LANE PS PUMP Spare #1 |
| Electric | NJEDW-BR-WDMPS | Moyno | | Direct | WOODMAN LANE PS PUMP #2 |
| Electric | NJEDW-BR-WDMPS | Moyno | | Direct | WOODMAN LANE PS PUMP #1 |
| Electric | NJEDW-BR-WDMPS | Moyno | | Direct | WOODMAN LANE PS PUMP Spare |
| Electric | NJEDW-BR-WELPS | Flygt. Model 3085.891 Ser # 720004 | 7/2/2007 | Direct | WELLINGTON PS PUMP #1 5HP |
| Electric | NJEDW-BR-WELPS | Flygt. Model 3085.891 Ser # 440018 | 7/2/2004 | Direct | WELLINGTON PS PUMP #2 10HP |
| Electric | NJEDW-BR-WELPS | Flygt. Model 3085.891 Ser # 650006 | | Direct | WELLINGTON PS PUMP SPARE #1 |
| Electric | NJEDW-BR-WELPS | Flygt. Model 3085.891 Ser # | | Direct | WELLINGTON PS PUMP SPARE #2 |

SERVICE CONNECTIONS

1. List separately and designate those service connections not owned by respondent.

2. Give all particulars concerning inactive service connections in a footnote.

| MUNICIPALITY OR OTHER DESIGNATION OF SYSTEM | SIZE (INCHES) | TYPE | AVERAGE LENGTH | BEG. OF YEAR | NUMBER OF ACTIVE SERVICE CONNECTIONS | |
|---|---------------|------|----------------|--------------|--------------------------------------|---------|
| | | | | | ADDED | RETIRED |
| (a) | (b) | (c) | (d) | (e) | (f) | (g) |
| | | | | | | |
| | | | | | | |
| | | | | | | |
| | | | | | | |
| | | | | | | |
| | | | | | | |
| | | | | | | |
| | | | | | | |
| | | | | | | |
| | | | | | | |
| | | | | | | |
| | | | | | | |
| | | | | | | |
| | | | | | | |
| | | | | | | |
| | | | | | | |
| | | | | | | |
| | | | | | | |
| | | | | | | |
| Total | | | | | | |