


California American Water Larkfield, Sonoma County				Water-wise, Fire-smart Gardens Plant List							Water Smart Landscapes					
---	--	--	--	--	--	--	--	--	--	--	------------------------	--	--	--	--	--




Plant Symbol	Genus	Species	Variety / Cultivar	Common Name	Number of Plants - Container Size (gal.)	Plant Type	Exposure	Mature Size Tall (T) / Width (W)	Plant Coverage Value (Sq. Ft.)	Bloom Color / Season						
--------------	-------	---------	--------------------	-------------	--	------------	----------	----------------------------------	--------------------------------	----------------------	---	---	---	---	---	---

Plants on this list are used in the example planting plan *Water-wise, Fire-smart Gardens*. Plants were selected from the Sonoma-Marín Saving Water Partnership Water Smart Plant Picker, <https://www.savingwaterpartnership.org/programs-rebates/plant-picker/>. These plants are low water-use and appropriate for the Sonoma County region in full sun to part shade conditions. They are considered to be water conserving because they perform well with less supplemental water, once established, than moderate water-use plants. The Plant Coverage Value is expressed in square feet for each plant at its mature width. Refer to the Larkfield - Water-Smart Landscaping - Turf Exchange Rebate Program Terms and Conditions and the California American Water Resource and Definitions documents provided with this plan for more information.








TREES

	<i>Arbutus</i>	<i>unedo</i>	'Compacta'	Compact Strawberry Tree	1 - 5 or 15 gal. Multi-trunk	Evergreen	FS	8-12' T / W	79	White / Fall, Winter	Y		Y	Y		Y
	<i>Cercis</i> (alternate to <i>Arbutus</i>)	<i>occidentalis</i>		Western Redbud		Deciduous	FS/PS	10-15' T / 12-20' W	214	Magenta / Spring	Y	Y	Y	Y		Y

SHRUBS

	<i>Arctostaphylos</i>	<i>densiflora</i>	'Howard McMinn'	Howard McMinn Manzanita	1 - 5 gal.	Evergreen	FS	5-7' T / 6 - 9' W	44	Light Pink / Winter, Spring	Y	Y	Y	Y		Y
	<i>Cistus</i>	<i>ladanifer</i>		Crimson-Spot Rockrose	1 - 1 gal.	Evergreen	FS	3-5' T / W	13	White / Spring, Summer	Y		Y	Y		Y
	<i>Frangula</i> (<i>Rhamnus</i>)	<i>californica</i>	'Eve Case'	Eve Case Compact Coffeeberry	1 - 5 gal.	Evergreen	FS/PS	6-8' T / W	24	Greenish White / Spring, Summer	Y	Y	Y	Y		Y
	<i>Salvia</i>	<i>clevelandii</i>	'Winnifred Gilman'	Winnifred Gilman Dark Blue Sage	1 - 1 gal.	Evergreen	FS	3-5' T / W	13	Lavender to Blue / Early Summer	Y	Y	Y			

PERENNIALS

	<i>Achillea</i>	<i>filipendulina</i>	'Moonshine'	Moonshine Yarrow	3 - 1 gal.	Semi-evergreen	FS/PS	2' T / 1-3' W	3	Yellow / Spring, Summer	Y		Y	Y	Y	Y
	<i>Asclepias</i>	<i>speciosa</i>		Showy Milkweed	3 - 1 gal.	Herbaceous Perennial	FS	2-3' T / W	5	Pinkish Purple / Spring, Summer	Y	Y	Y	Y		
	<i>Chondropetalum</i>	<i>tectorum</i>		Cape Rush	1 - 1 gal.	Evergreen	FS/PS	3-4' T / 3-5' W	13	Brown / Summer, Fall	Y				Y	Y
	<i>Coreopsis</i>	<i>lanceolata</i>		Laceleaf Coreopsis	3 - 1 gal.	Herbaceous Perennial	FS/PS	2.5-3' T / 1.5' W	2	Yellow / Summer, Fall	Y		Y	Y		
	<i>Dymondia</i>	<i>margaretae</i>		Dymondia Silver Carpet	7 - 4" pot	Evergreen	FS/PS	2-3" T / 1-3" W	3	Yellow / Summer	Y		Y			Y
	<i>Gaillardia</i>	<i>x grandiflora</i>		Blanket Flower	6 - 1 gal.	Herbaceous	FS	2-4' T / 1.5-2' W	2	Red, Orange, Yellow / Summer, Fall	Y		Y	Y		
	<i>Helianthemum</i>	<i>nummularium</i>	'Single Yellow'	Sunrose	2 - 1 gal.	Evergreen	FS/PS	6-8" T / 3' W	7	Yellow / Spring	Y					

