

































California American Water					Lose the Lawn, Use the Rain					Water Smart Landscapes in Sacramento Low Water-Use Plant List						
Plant Symbol	Genus	Species	Variety / Cultivar	Common Name	Number of Plants - Container Size (gal.)	Plant Type	Exposure	Mature Size Tall (T) / Width (W)	Plant Coverage Value (Sq. Ft.)	Bloom Color / Season						
											Uses / Benefits					
Plants on this list are used in the example planting plan <i>Lose the Lawn, Use the Rain</i> . Plants were selected from the <i>Water Smart Gardening in Sacramento</i> plant database on California American Water's website Water Efficient Landscape Resources at https://www.amwater.com/caaw/Conservation/Conservation/Water-Efficient-Landscape-Resources . These plants are low water-use and appropriate for the Sacramento region, and they are considered to be water conserving because they perform well with less supplemental water, once established, than moderate water-use plants. The Plant Coverage Value is expressed in square feet for each plant at its mature width. Refer to the Water-Smart Landscaping Turf Exchange Rebate Program Terms and Conditions and the California American Water Resource document for <i>Lose the Lawn, Use the Rain</i> for more information.											Drought Tolerant	CA Native	Deer Resistant	Attracts / Supports Pollinators	Suitable for Rain Gardens	Tolerates Recycled Water
TREES																
	<i>Chitalpa</i>	<i>tashkentensis</i>	'Pink Dawn'	Chitalpa	2 - 5 gal.	Deciduous	FS/PS	15-25' T / W	314	Pink / Spring	Y			Y		
LARGE SHRUBS																
	<i>Arctostaphylos</i>	<i>densiflora</i>	'Howard McMinn'	Howard McMinn Manzanita	3 - 5 gal.	Evergreen	FS	5-8' T / 7' W	38	Light Pink / Winter, Spring	Y	Y	Y	Y		Y
	<i>Frangula (Rhamnus)</i>	<i>californica</i>	'Eve Case'	Eve Case Compact Coffeeberry	1 - 5 gal.	Evergreen	FS/PS	6-8' T / W	38	Greenish White / Spring	Y	Y	Y	Y		Y
MEDIUM SHRUBS																
	<i>Leonotis</i>	<i>leonurus</i>		Lion's Tail	1 - 1 gal.	Evergreen	FS	4-6' T / W	20	Orange / Summer, Fall	Y		Y	Y		
	<i>Mimulus</i>	<i>aurantiacus</i>		Sticky Monkey Flower	2 - 1 gal.	Evergreen	FS/PS	4.5' T / W	16	Orange / Spring, Summer	Y	Y	Y	Y	Y	
	<i>Salvia</i>	<i>clevelandii</i>	'Winnifred Gilman'	Winnifred Gilman Dark Blue Sage	3 - 1 gal.	Evergreen	FS	4-5' T / W	16	Lavender to Blue / Early Summer	Y	Y	Y			
	<i>Phlomis</i>	<i>fruticosa</i>		Jerusalem Sage	2 - 1 gal.	Evergreen	FS/PS	4' T / W	13	Yellow / Spring, Summer	Y		Y			
SMALL SHRUBS																
	<i>Mahonia</i>	<i>repens</i>		Creeping Mahonia	7 - 1 gal.	Evergreen	FS/PS	2-3' T / W	5	Yellow / Spring	Y	Y	Y	Y	Y	
	<i>Ceanothus</i>		var. <i>griseus</i> 'Yankee Point'	Yankee Point Ceanothus	1 - 1 gal.	Evergreen	FS/PS	3' T / 6-10' W	50	Dark Blue / Winter, Spring	Y	Y		Y		Y
	<i>Cistus</i>		'Sunset'	Sunset Rockrose	1 - 1 gal.	Evergreen	FS	2-3' T / 6-8' W	38	Pink / Late Spring, Summer	Y		Y	Y		Y
	<i>Coprosma</i>	<i>x kirkii</i>		Creeping Mirror Plant	6 - 1 gal.	Evergreen	FS	1-3' T / 3-6' W	16	Not Applicable	Y		Y			Y
	<i>Rosmarinus</i>	<i>officinalis</i>	'Prostratus'	Prostrate Rosemary	3 - 1 gal.	Evergreen	FS	1-2' T / 6-8' W	38	Blue / Year-round	Y		Y	Y		Y
PERENNIALS																
	<i>Achillea</i>	<i>filipendulina</i>	'Cloth of Gold'	Moonshine Yarrow	11 - 1 gal.	Semi-evergreen	FS/PS	2' T / 1-3' W	3	Yellow / Spring, Summer, Fall	Y		Y	Y	Y	Y

Plant Symbol	Genus	Species	Variety / Cultivar	Common Name	Number of Plants - Container Size (gal.)	Plant Type	Exposure	Mature Size Tall (T) / Width (W)	Plant Coverage Value (Sq. Ft.)	Bloom Color / Season						
											Uses / Benefits					
	<i>Chondropetalum</i>	<i>tectorum</i>		Cape Rush	4 - 1 gal.	Evergreen	FS/PS	2-3' T / 3-4' W	10	Brown / Summer, Fall	Y				Y	Y
	<i>Nepeta</i>	<i>faassenii</i>		Catmint	4 - 1 gal.	Herbaceous	FS/PS	1-2' T / 3-4' W	10	Lavender / Summer	Y		Y	Y	Y	
	<i>Penstemon</i>	<i>heterophyllus</i>		Foothill Penstemon	12 - 1 gal.	Evergreen	FS	1-3' T / 2' W	3	Blue Violet / Spring, Summer		Y	Y	Y		
	<i>Teucrium</i>	<i>x lucidrys</i>	'Prostratum'	Prostrate Trailing Germander	17 - 1 gal.	Evergreen	FS/PS	4-6" T / 2' W	3	Magenta / Summer	Y		Y	Y		
ORNAMENTAL GRASSES																
	<i>Festuca</i>	<i>glauca</i>	'Elijah Blue'	Elijah Blue Fescue	22 - 1 gal.	Evergreen	FS/PS	1' T / 1-2' W	2	Green to Buff / Summer	Y		Y			
	<i>Muhlenbergia</i>	<i>rigens</i>		Deer Grass	13 - 1 gal.	Evergreen	FS	2-3' T / W	5	Golden to Purplish / Fall	Y	Y		Y	Y	
NOTES:																
	Credit for use of symbol of pollinator OnLineWebFonts, onlinewebfonts.com.															
Verify number of plants on plant list with the number of plants on the planting plan or the number of plants needed for the size of your planting area before purchasing.																
Plant list is set up to print on 8-1/2" x 11" paper at 50%.																