



2022 Annual
**WATER QUALITY
REPORT**

Hill Air Force Base
PWS ID: UT06024

**QUALITY. ONE MORE WAY
WE KEEP LIFE FLOWING.**



AMERICAN WATER

Military Services

WE KEEP LIFE FLOWING™

What is a Consumer Confidence Report (CCR)



Each year, Hill Air Force Base, operated by American Water Operations and Maintenance LLC, produces a Water Quality Report. For more information about this report, please contact American Water at 801-695-9786.

Once again, we proudly present our Annual Water Quality Report, also referred to as a Consumer Confidence Report (CCR). CCRs let consumers know what contaminants, if any, were detected in their drinking water as well as related potential health effects. CCRs also include details about where your water comes from and how it is treated. Additionally, they educate customers on what it takes to deliver safe drinking water and highlight the need to protect drinking water sources.

TABLE OF CONTENTS

What is a Consumer Confidence Report	2
Presidents Message	3
About Your Drinking Water Supply	4
What are the Sources of Contaminants?	5
Protecting Your Drinking Water Supply	6
About Lead	7
Important Information About Your Water	8-9
• Fluoride	
• PFAS	
• Cryptosporidium	
• Nitrates	
Water Quality Results	10
Definitions of Terms Used in Document	11
Water Quality Results: Detailed Charts	12-15
Weber Basin Water Quality Results	16-17
PFAS Monitoring	18
Tested for, But Not Detected	19
About Us	21
Contact Us	22

A message from **American Water- Military Services Group President**

American Water's Military Services Group owns and operates water and wastewater utilities under the Utilities Privatization program and proudly provides water and wastewater services to military communities around the country, including yours. Our Company's Vision – "We Keep Life Flowing" - drives everything we do for you, our customers. To reinforce our vision and maintain your trust, it's important that we share with you information about our commitment to providing high-quality water service.

I am pleased to provide you with the 2022 Annual Water Quality Report with detailed information about the source and quality of your drinking water. We have prepared this report using the data from water quality testing conducted for your local water system from January through December 2022.

With equal importance, we place a strong focus on acting as stewards of our environment. In all the communities we serve, we work closely with the local directorates of public works, civil engineering squadrons, local environmental departments, and state regulatory agencies to protect environmental quality, educate customers on how to use water wisely, and ensure the high quality of your drinking water every day.

At American Water, our values – safety, trust, environmental leadership, teamwork, and high performance – mean more than simply making water available "on-demand". It means every employee working to deliver a key resource for public health, fire protection, mission assurance, the economy, and the overall quality of life we all enjoy. For more information or for additional copies of this report, visit us online at www.amwater.com.

Steve Curtis
Military Services Group
American Water



ATTENTION: Landlords and Apartment Owners

Please share a copy of this notice with your tenants. It includes important information about their drinking water quality.

About Your Drinking Water Supply



WHERE YOUR WATER COMES FROM

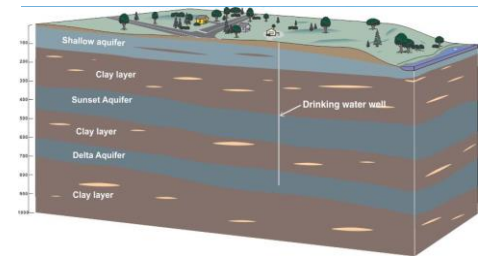
Drinking water for Hill Air Force Base comes from groundwater wells located throughout the installation that pump water from the Delta Aquifer located several hundred feet below the installation. We also receive water from Weber Basin Water Conservancy District (WBWCD) to help supplement the capacity of the wells.

The Delta Aquifer is considered a “confined” or “protected” aquifer because of layers of clay that protect the aquifer from contamination sources. Surface and shallow aquifer contamination cannot penetrate the clay layers and therefore pose less of a threat to the quality of water used for drinking at Hill AFB.

WBWCD has multiple sources of water including groundwater wells and Pineview Reservoir. WBWCD treats the water to drinking water standards and distributes the water to multiple communities, including Hill AFB.

Disinfection treatment:

All HAFB water sources are treated with chlorine for disinfection, phosphate for corrosion control, and fluoride to reduce dental decay.



QUICK FACTS ABOUT THE HILL AIR FORCE BASE WATER SYSTEM

Communities served:

Hill Air Force Base

Water sources:

Groundwater wells and Weber Basin Water Conservancy District

Average amount of water supplied to customers on a daily basis:

- 4.46 million gallons per day during summer months
- 1.32 million gallons per day during winter months.



What are the Sources of Contaminants?

To provide tap water that is safe to drink, EPA prescribes regulations which limit the amount of certain contaminants in water provided by public water systems. U.S. Food and Drug Administration (FDA) regulations establish limits for contaminants in bottled water which must provide the same protection for public health.

Drinking water, including bottled water, may reasonably be expected to contain at least small amounts of some contaminants. The presence of contaminants does not necessarily indicate that water poses a health risk. More information about contaminants and potential health effects can be

obtained by calling the Environmental Protection Agency's Safe Drinking Water Hotline (800-426-4791).

The sources of drinking water (both tap water and bottled water) include rivers, lakes, streams, ponds, reservoirs, springs, aquifers and/or groundwater. As water travels over the surface of the land or through the ground, it dissolves naturally-occurring minerals and, in some cases, radioactive material, and can pick up substances resulting from the presence of animals or from human activity.

SPECIAL HEALTH INFORMATION

Some people may be more vulnerable to contaminants in drinking water than the general population. Immuno-compromised persons such as persons with cancer undergoing chemotherapy, persons who have undergone organ transplants, people with HIV/AIDS or other immune system disorders, some elderly, and infants can be particularly at risk from infections. These people should seek advice about drinking water from their health care providers. EPA/Centers for Disease Control and Prevention (CDC) guidelines on appropriate means to lessen the risk of infection by *Cryptosporidium* and other microbial contaminants are available from the Safe Drinking Water Hotline (800-426-4791).

CONTAMINANTS THAT MAY BE PRESENT IN SOURCE WATER INCLUDE:

Microbial Contaminants	such as viruses and bacteria, which may come from sewage treatment plants, septic systems, agricultural livestock operations, and wildlife.
Inorganic Contaminants	such as salts and metals, which can be naturally occurring or may result from urban storm water runoff, industrial or domestic wastewater discharges, oil and gas production, mining, or farming.
Pesticides and Herbicides	which may come from a variety of sources, such as agriculture, urban storm water runoff, and residential uses.
Organic Chemical Contaminants	including synthetic and volatile organic chemicals, which are by-products of industrial processes and petroleum production, and may also, come from gas stations, urban storm water runoff, and septic systems.
Radioactive Contaminants	which can be naturally occurring or may be the result of oil and gas production and mining activities.



Protecting Your Drinking Water Supply

Protecting drinking water at its source is an important part of the process to treat and deliver high quality water. It takes a community effort to protect our shared water resources. This includes utilities, businesses, residents, government agencies and organizations. Everyone who lives, works, and plays in the area has a role and stake in clean water supplies.

WHAT CAN YOU DO?

Quality drinking water starts upstream. Everyone can help maintain and improve drinking water supplies through the following actions:

- Properly dispose of pharmaceuticals, household chemicals, oils and paints. Materials can impact water ways if poured down the drain, flushed down the toilet, or dumped on the ground.
- Check for leaks from automobiles and heating fuel tanks. Clean up any spills using an absorbent material like cat litter. Sweep up the material and put it in a sealed bag. Check with the local refuse facility for proper disposal.
- Clean up after your pets and limit the use of fertilizers and pesticides.
- Take part in watershed activities.

Report any spills, illegal dumping or suspicious activity to the Hill AFB Fire Department by dialing 911.

FOR MORE INFORMATION

To learn more about your water supply and local activities, visit us online at www.amwater.com or contact the regional Source Water Protection Lead, American Water at 801-695-9786

WHAT ARE WE DOING?

Our priority is to provide reliable, quality drinking water service for customers. The source of supply is an important part of that mission. We work to understand and reduce potential risks to your drinking water supply. We have developed a Drinking Water Source Protection Plan under the guidance of the Utah Drinking Water Source Protection Program. The intent of the program is to identify and address potential threats to drinking water supplies. Stakeholder involvement is an important part of the program. We partner with the Hill AFB Environmental office and participate in the monthly Water Working Group meetings to review and discuss activities at Hill AFB that can affect water quality.

About Lead

If present, elevated levels of lead can cause serious health problems, especially for pregnant women and young children. Lead in drinking water is primarily from materials and components associated with service lines and facility plumbing. American Water is responsible for providing high quality drinking water but cannot control the variety of materials used in plumbing components. When your water has been sitting for several hours, you can minimize the potential for lead exposure by flushing your tap for 30 seconds to 2 minutes before using water for drinking or cooking. If you are concerned about lead in your water, you may wish to have your water tested. Information on lead in drinking water, testing methods, and steps you can take to minimize exposure is available from the Safe Drinking Water Hotline or at <http://www.epa.gov/safewater/lead>.

The most common source of lead in tap water is from the customer's plumbing and their service line.

Our water mains are not made of lead; however, the water service line that carries the water from the water main in the street to your home could be. Homeowners' service lines may be made of lead, copper, galvanized steel or plastic. You can assess your service line material where it enters your home, typically in your basement, crawl space or garage, near the inlet valve.

MINIMIZING YOUR POTENTIAL EXPOSURE

You cannot see, smell or taste lead, and boiling water will not remove lead. Here are steps you can take to reduce your potential exposure if lead exists in your home plumbing.

CHECK YOUR PLUMBING AND SERVICE LINE

If you live in an older home, consider having a licensed plumber check your plumbing for lead. If your service line is made of lead, and you're planning to replace it, be sure to contact us at 801-695-9786.



1. Flush your taps. The longer the water lies dormant in your home's plumbing, the more lead it might contain. If the water in your faucet has gone unused for more than six hours, flush the tap with cold water for 30 seconds to two minutes before drinking or using it to cook. To conserve water, catch the running water and use it to water your plants.



2. Use cold water for drinking and cooking. Hot water has the potential to contain more lead than cold water. If hot water is needed for cooking, heat cold water on the stove or in the microwave.



3. Routinely remove and clean all faucet aerators.



4. Look for the "Lead Free" label when replacing or installing plumbing fixtures.



5. Follow manufacturer's instructions for replacing water filters in household appliances, such as refrigerators and ice makers, as well as home water treatment units and pitchers. Look for NSF 53 certified filters.



6. Flush after plumbing changes. Changes to your service line, meter, or interior plumbing may result in sediment, possibly containing lead, in your water supply. Remove the strainers from each faucet and run the water for 3 to 5 minutes.

Important Information About Drinking Water

UNREGULATED CONTAMINANT MONITORING RULE (UCMR)

EPA created the UCMR rule to assist them in determining the occurrence of unregulated contaminants in drinking water and whether new regulations are warranted (unregulated contaminants are those for which EPA has not established drinking water standards). The first UCMR testing (UCMR1) was completed in 2003, UCMR2 testing was conducted in 2008 and 2009, UCMR3 in 2013 and 2016, and UCMR4 was completed from 2018 to 2020.

The results from the UCMR monitoring are reported directly to EPA and are incorporated in the data tables in this report as appropriate. For more information, contact us at (801) 695-9785.


In 2023, our water system is sampling for a series of unregulated contaminants as required by EPA's Unregulated Contaminant Monitoring Rule (UCMR). Unregulated contaminants are those that do not yet have a drinking water standard set by EPA. The purpose of monitoring for these contaminants is to help EPA decide whether the contaminants should have a standard. As our customers, you have a right to know that we are performing this sampling and that these data will be available. If you are interested in examining the results, please contact American Water at 801-695-9786 or American Water P.O. Box 56250, Hill Air Force Base UT, 84056. More information on the UCMR process, which at this time includes monitoring for 29 PFAS analytes and lithium, is available at <https://www.epa.gov/dwucmr>.

PFAS

Per- and polyfluoroalkyl substances (PFAS) are manufactured chemicals used in many household products including nonstick cookware (e.g., Teflon™), stain repellants (e.g., Scotchgard™), and waterproofing (e.g., GORE-TEX™). They are also used in industrial applications such as in firefighting foams and electronics production. There are thousands of PFAS chemicals, and they persist in the environment. Two well-known PFAS chemicals are perfluorooctanoic acid (PFOA) and perfluorooctane sulfonic acid (PFOS). These were phased out of production in the United States and replaced by hexafluoropropylene oxide-dimer acid (commonly known as GenX), perfluorobutane sulfonic acid (PFBS) and others.

American Water and Bio Environmental performed voluntary sampling to better understand occurrence of certain PFAS in drinking water sources in 2016 and 2020. This sampling allows us to understand how our water compares against the non-enforceable Health Advisory Level set by U.S. EPA. Sampling also allows American Water to be better prepared as U.S. EPA is currently developing drinking water standards for PFOA and PFOS.

The science and regulation of PFAS and other contaminants is always evolving, and American Water strives to be a leader in research and development. PFAS contamination is one of the most rapidly changing areas in the drinking water field. We have invested in our own independent research, as well as engaging with other experts in the field to understand PFAS occurrence in the environment. We are also actively assessing treatment technologies that can effectively remove PFAS from drinking water, because we believe that investment in research is critically important to addressing this issue.





Important Information About **Drinking Water**

CRYPTOSPORIDIUM

Cryptosporidium is a microbial pathogen found in surface water throughout the U.S. Although filtration removes Cryptosporidium, the most commonly-used filtration methods cannot guarantee 100 percent removal. Our monitoring indicates the presence of these organisms in our source water and/or finished water. Current test methods do not allow us to determine if the organisms are dead or if they are capable of causing disease. Ingestion of Cryptosporidium may cause cryptosporidiosis, an abdominal infection. Symptoms of infection include nausea, diarrhea, and abdominal cramps. Most healthy individuals can overcome the disease within a few weeks. However, immuno-compromised people, infants and small children, and the elderly are at greater risk of developing life-threatening illness. We encourage immuno-compromised individuals to consult their doctor regarding appropriate precautions to take to avoid infection. Cryptosporidium must be ingested to cause disease, and it may be spread through means other than drinking water.

NITRATES

Nitrate in drinking water at levels above 10 ppm is a health risk for infants of less than six months of age. High nitrate levels in drinking water can cause blue baby syndrome. Nitrate levels may rise quickly for short periods of time because of rainfall or agricultural activity. If you are caring for an infant you should ask advice from your health care provider.

FLUORIDE

Fluoride is a naturally occurring substance that can be present in drinking water from two sources:

- 1. By nature** when groundwater contacts fluoride-containing minerals naturally present in the earth; or
- 2. By a water purveyor** adding fluoride to the water system.

The HAFB Water System has naturally-occurring fluoride in the groundwater, but American Water also adds fluoride as mandated by DoD, and Davis County. American Water strives to achieve an optimal fluoride level of 0.7 ppm and within a control range of 0.6 ppm to 0.8 ppm. If you have any questions on fluoride, please contact us at (801) 695-9785.



Water Quality Results

WATER QUALITY STATEMENT

We are pleased to report that during calendar year 2022, the results of testing of your drinking water complied with all state and federal drinking water requirements.

For your information, we have compiled a list in the table below showing the testing of your drinking water during 2022. The Utah Division of Drinking Water allows us to monitor for some contaminants less than once per year because the concentration of the contaminants does not change frequently. Some of our data, though representative, are more than one year old.

Definition of Terms

These are terms that may appear in your report.

Action Level (AL): The concentration of a contaminant, which, if exceeded, triggers treatment or other requirements, that a water system must follow.

Level 1 Assessment: A Level 1 assessment is a study of the water system to identify potential problems and determine (if possible) why total coliform bacteria have been found in our water system.

Level 2 Assessment: A Level 2 assessment is a very detailed study of the water system to identify potential problems and determine (if possible) why an E. coli MCL violation has occurred and/or why total coliform bacteria have been found in our water system on multiple occasions.

LRAA: Locational Running Annual Average

Maximum Contaminant Level (MCL): The highest level of a contaminant that is allowed in drinking water. MCLs are set as close to the MCLGs as feasible using the best available treatment technology. See also Secondary Maximum Contaminant Level (SMCL).

Maximum Contaminant Level Goal (MCLG): The level of a contaminant in drinking water below which there is no known or expected risk to health. MCLGs allow for a margin of safety.

Maximum Residual Disinfectant Level (MRDL): The highest level of disinfectant allowed in drinking water. There is convincing evidence that addition of a disinfectant is necessary for control of microbial contaminants.

Maximum Residual Disinfectant Level Goal (MRDLG): The level of a drinking water disinfectant below which there is no known or expected risk to health. MRDLGs do not reflect the benefits of the use of disinfectants to control microbial contaminants.

MFL: Million fibers per liter.

micromhos per centimeter ($\mu\text{mhos/cm}$): A measure of electrical conductance.

NA: Not applicable

ND: Not detected

Nephelometric Turbidity Units (NTU): Measurement of the clarity, or turbidity, of the water.

pH: A measurement of acidity, 7.0 being neutral.

picocuries per liter (pCi/L): Measurement of the natural rate of disintegration of radioactive contaminants in water (also beta particles).

parts per billion (ppb): One part substance per billion parts water, or micrograms per liter.

parts per million (ppm): One part substance per million parts water, or milligrams per liter.

parts per trillion (ppt): One part substance per trillion parts water, or nanograms per liter.

Secondary Maximum Contaminant Level (SMCL): Secondary MCLs are set to protect the odor, taste, and appearance of drinking water.

TON: Threshold Odor Number

Treatment Technique (TT): A required process intended to reduce the level of a contaminant in drinking water.

%: Percent

MEASUREMENTS

Parts Per Million



in a 10 gallon fish tank

Parts Per Billion



in a 10,000 gallon swimming pool

Parts Per Trillion



in 35 junior size Olympic pools

Water Quality Results

American Water conducts extensive monitoring to determine if your water meets all water quality standards. The detections of our monitoring are reported in the following tables. While most monitoring was conducted in 2022, certain substances are monitored less than once per year because the levels do not change frequently. For help with interpreting the tables below, see the "Definition of Terms" on the previous page. Some unregulated substances are measured, but maximum contaminant levels have not been established by the government. These contaminants are shown for your information.

NOTE: Regulated contaminants not listed in this table were not found in the treated water supply.

LEAD AND COPPER MONITORING PROGRAM - At least 30 tap water samples collected at customers' taps every 3 years								
Substance (with units)	Year Sampled	Compliance Achieved	MCLG	Action Level (AL)	90 th Percentile	No. of Homes Sampled	Locations Above Action Level	Typical Source
Lead (ppb)	2021	Yes	0.015	15ppb	0.0018	30	0	Corrosion of household plumbing systems.
Copper (ppb)	2021	Yes	1.3	1.3ppb	0.875	30	1	Corrosion of household plumbing systems.

REVISED TOTAL COLIFORM RULE - At least 25 samples collected each month in the distribution system						
Substance (with units)	Year Sampled	Compliance Achieved	MCLG	MCL	Highest No. of Samples	Typical Source
Total Coliform ¹	2022	Yes	NA	TT = No more than 1 positive monthly sample	0	Naturally present in the environment.
E. Coli ²	2022	Yes	0	TT = No confirmed samples	0	Human and animal fecal waste.

NOTE: Coliforms are bacteria that are naturally present in the environment and are used as an indicator of the general bacteriological quality of the water. We are reporting the highest percentage of positive samples / highest number of positive samples in any month.

¹ The Treatment Technique for Total Coliforms requires that if the maximum percentage OR number of total coliform positive samples are exceeded a system assessment must be conducted, any sanitary defects identified, and corrective actions completed. Additional Level 1 Assessments or Level 2 Assessments are required depending on the circumstances.

² The Treatment Technique for E. Coli requires that for any total coliform positive routine sample with one or more total coliform positive check samples and an E. coli positive result for any of the samples a Level 2 Assessment must be conducted, any sanitary defects identified, and corrective actions completed. The E. Coli MCL is exceeded if routine and repeat samples are total coliform-positive and either is E. coli-positive, or the system fails to take repeat samples following an E. coli-positive routine sample, or the system fails to analyze total coliform-positive repeat samples for E. coli.

DISINFECTION BYPRODUCTS - Collected in the Distribution System

Substance (with units)	Year Sampled	Compliance Achieved	MCLG	MCL	Highest LRAA	Range Detected	Typical Source
Total Trihalomethanes (TTHMs) (ppb)	2022	Yes	NA	80	12.78	2.57 To 12.78	By-product of drinking water disinfection.
Haloacetic Acids (HAAs) (ppb)	2022	Yes	NA	60	3.28	ND to 3.28	By-product of drinking water disinfection.

NOTE: Compliance is based on the running annual average at each location (LRAA). The Highest LRAA reflects the highest average at any location and the Range Detected reflects all samples used to calculate the running annual averages.

DISINFECTANTS - Collected in the Distribution System and at the Treatment Plant

Substance (with units)	Year Sampled	Compliance Achieved	MRDLG	MRDL	Minimum Chlorine Residual	Highest Compliance Result	Range Detected	Typical Source
Entry Point Chlorine Residual (ppm) ¹	2022	Yes	4	4	0.13	2.16	0.13 to 2.16	Water additive used to control microbes.
Distribution System Chlorine Residual (ppm) ²	2022	Yes	4	4	Trace	0.96	0.01 to 0.96	Water additive used to control microbes.

1 - Data represents the lowest residual entering the distribution system from our water treatment plant.

2 - Data represents the highest monthly average of chlorine residuals measured throughout our distribution system.

Turbidity - Collected at the Treatment Plant

Substance (with units)	Year Sampled	Compliance Achieved	MCLG	MCL	Highest Compliance Average	Range Detected	Number of Samples Out of Compliance	Typical Source
Turbidity (NTU)	2020	Yes	NA	TT: Results > 5.0 NTU	0.49	0.12 To 0.49	0	Naturally present in the environment.

OTHER REGULATED SUBSTANCES - Collected at the Treatment Plant

Substance (with units)	Year Sampled	Compliance Achieved	MCLG	MCL/SMCL	Highest Compliance Result	Range Detected	Typical Source
Barium (ppm)	2020	Yes	2	2	0.25	0.16 To 0.25	Discharge of drilling wastes; discharge from metal refineries; erosion of natural deposits.
Nitrate (ppm)	2022	Yes	10	10	1.50	0.17 to 1.50	Runoff from fertilizer use; industrial or domestic wastewater discharges; erosion of natural deposits.
Sodium ¹	2020	NA	NA	NA	27.60	ND To 27.60	Erosion from naturally occurring deposits: Used in water softener regeneration.

1 - For healthy individuals the sodium intake from water is not important because a much greater intake of sodium takes place from salt in the diet. However, sodium levels above the recommended upper limit may be of concern to individuals on a sodium restricted diet.

2 - Substances with Secondary MCLs do not have MCLGs; these limits are primarily established to address aesthetic concerns.

OTHER SUBSTANCES OF INTEREST - Collected at the Treatment Plant

Substance (with units)	Year Sampled	Average or Range Detected	Comments
pH	2022	7.37 to 8.46	pH is a measure of the acid/base properties of water.
Alkalinity	2022	102.0 to 312.0	Physical characteristic
Sulfate (ppm)	2020	5.00 to 27.00	Erosion of natural deposits
Total Dissolved Solids (ppm)	2020	220.00 to 368.00	Erosion of natural deposits

Other Regulated Substances – Collected at the Treatment Plant

Substance (with units)	Year Sampled	Compliance Achieved	MCLG	MCL	Highest Compliance Result	Range Detected	Typical Source
Fluoride (ppm)	2022	Yes	4	4	0.95	0.16 to 0.95	Erosion of natural deposits; water additive which promotes strong teeth; Discharge from fertilizer and aluminum factories
Arsenic	2020	Yes	10	10	0.0050	0.0014 to 0.0050	Erosion of natural deposits, runoff from orchards
Chromium	2020	Yes	0.005	0.005	0.01	ND-0.01	Is naturally occurring element commonly found in the earth's crust.

Radionuclides (Collected at the Treatment Plant)

Parameter	Year Sampled	Compliance Achieved	MCLG	MCL	Highest Compliance Result	Range Detected	Typical Source
Gross Alpha (pCi/L)	2020	Yes	0	15	3.90	2.00 to 3.90	Erosion of Natural Deposits
Gross Beta (pCi/L)	2020	Yes	0	50	4.60	3.60 to 4.60	Erosion of Natural Deposits
Radium 228 (pCi/L)	2020	Yes	0	5	0.61	0.37 to 0.61	Erosion of Natural Deposits

Asbestos (Collected in the Distribution System)

Parameter	Year Sampled	Compliance Achieved	MCLG	MCL	Highest Compliance Result	Range Detected	Typical Source
Asbestos (mfl)	2020	Yes	7	7	ND	ND	Decay of asbestos cement water mains; Erosion of natural deposits

UNREGULATED CONTAMINANT MONITORING

Unregulated contaminants are those for which the EPA has not established drinking water standards. The purpose of unregulated contaminant monitoring is to assist the EPA in determining the occurrence of unregulated contaminants in drinking water and whether future regulation is necessary. Every five years, the EPA issues a new list of no more than 30 unregulated contaminants to be monitored.

Unregulated Contaminant Monitoring - (UCMR4)

Parameter	Units	Year Sampled	Average Result	Range Detected	Typical Source
2-Methoxyethanol (ug/L)	ppb	2018 & 2019	ND	ND	Used as a solvent in varnishes, dyes, resins, airplane deicing solutions. It is also used in organometallic chemistry synthesis.
Manganese* (ug/L)	ppb	2018 & 2019	72.79	0.93 to 800	Naturally-occurring elemental metal; largely used in aluminum alloy production. Essential dietary element.

Weber Basin Water Conservancy District

Weber Basin CENTRAL-This data is from samples from 2016-2022

Turbidity - Collected at the Treatment Plant

Substance (with units)	Year Sampled	Percent of Time Meeting below the MCL Monthly	Highest Single Measurement	MCL	MCLG	Violation	Typical Source
Turbidity (NTU) Weber South WTP	2022	100%	0.14 NTU	0.3 NTU	0 NTU	No	Naturally present in the environment.
Turbidity (NTU) Davis North WTP	2022	100%	0.08 NTU	0.3 NTU	0 NTU	No	Naturally present in the environment.

Weber Basin CENTRAL – These data are derived from samples collected between 2017 and 2022

Contaminants (with units)	Average	Lowest	Highest	MCL	MCLG	Violation	Typical Source
Antimony (ppb)	0.440	ND	0.800	6	6	No	Discharge from petroleum refineries; Fire retardants
Arsenic (ppb)	0.260	ND	1.30	10	0	No	Erosion of natural deposits; runoff from orchards
Barium (ppm)	0.109	0.0770	0.179	2	2	No	Erosion of natural deposits; discharge of drilling wastes
Fluoride ^{3,4} (ppm)	0.647	0.0180	11.2	4	4	Yes	Erosion of natural deposits
Nitrate as N (ppm)	0.585	ND	1.80	10	10	No	Runoff from fertilizer use; erosion of natural deposits
Selenium (ppb)	0.400	ND	0.700	50	50	No	Erosion of natural deposits; discharge from mines
Sodium (ppm)	38.9	22.5	47.6	NA	NA	NA	Erosion of natural deposits
Sulfate (ppm)	32.4	7.00	43.7	1000 ²	NA ¹	No	Erosion of natural deposits
Total Dissolved Solids (ppm)	385	352	444	2000 ²	NA	No	Erosion of natural deposits

- 1) The State of Utah Requires monitoring for sodium even though no MCL has been established.
- 2) The MCL for sulfate and total dissolved solids is established by the State of Utah
- 3) Fluoride levels in Davis county have been adjusted to an optimal level of 0.7 ppm.
- 4) The District does not add fluoride to water delivered to Weber County.

Regulated Volatile Organic Contaminants
Weber Basin CENTRAL – These data are derived from samples collected in 2022

Substance (with units)	LRAA	Lowest	Highest	MCL	MCLG	Violation	Typical Source
Total Trihalomethanes (ppb)	12.2	6.10	22.4	80	NA	No	By-product of drinking water chlorination
Total Haloacetic Acids (ppb)	10.6	ND	20.3	60	NA	No	By-product of drinking water chlorination

Regulated Radioactive Contaminants
Weber Basin CENTRAL – These data are derived from samples collected in 2022

Contaminant (with units)	Average	Lowest	Highest	MCL	MCLG	Violation	Typical Source
Gross Alpha Particles (pCi/L)	0.754	ND	2.60	15	ND	No	Erosion of natural deposits
Gross Beta Particles (pCi/L)	2.39	0.050	4.40	50	ND	No	Decay of natural & man-made deposits
Radium-228 (pCi/L)	0.635	0.060	1.70	5	ND	No	Erosion of natural deposits

PFAS MONITORING

American Water has performed voluntary sampling to better understand the occurrence of certain PFAS in drinking water sources. This sampling allows us to understand how our water compares against the non-enforceable Health Advisory Level set by U.S. EPA. Sampling also allows American Water to be better prepared as U.S. EPA is currently developing drinking water standards for PFOA and PFOS.

UNREGULATED PERFLUORINATED COMPOUNDS				
Parameter	Units	Average Result	Range Detected	Typical Source
Perfluorooctanoic Acid (PFOA)	ppt	N/D	ND	Manufactured chemical(s); used in household goods for stain, grease, heat and water resistance
Perfluorooctanesulfonic Acid (PFOS)	ppt	N/D	ND	

PFAS are not regulated in Utah. In 2022, U.S. EPA set health advisory levels for four PFAS chemicals – PFOA (0.004 part per trillion (ppt)), PFOS (0.02 ppt), GenX (10 ppt), and PFBS (2,000 ppt). Based on current analytical methods, however, the health advisory levels for PFOA and PFOS are below the level of both detection (determining whether or not a substance is present) and quantitation (the ability to reliably determine how much of a substance is present). This means that it is possible for PFOA or PFOS to be present in drinking water at levels that exceed health advisories even if testing indicates no level of these chemicals. U.S. EPA is currently developing drinking water regulations for PFOA and PFOS that take these challenges into consideration and American Water will take appropriate actions to meet any new regulations. Finally, PFAS chemicals are unique, so two PFAS chemicals at the same level typically do not present the same risk. Therefore, you should not compare the results for one PFAS chemical against the results of another. For more information on PFAS, please visit <https://www.epa.gov/pfas>.

Unregulated Contaminant Monitoring Rule

In 2023, our water system is sampling for a series of unregulated contaminants as required by EPA's Unregulated Contaminant Monitoring Rule (UCMR). Unregulated contaminants are those that do not yet have a drinking water standard set by EPA. The purpose of monitoring for these contaminants is to help EPA decide whether the contaminants should have a standard. As our customers, you have a right to know that we are performing this sampling and that these data will be available. If you are interested in examining the results, please contact American Water at 801-695-9786 or American Water P.O. Box 56250, Hill Air Force Base UT, 84056. More information on the UCMR process, which at this time includes monitoring for 29 PFAS analytes and lithium, is available at <https://www.epa.gov/dwucmr>.



Tested for, but Not Detected

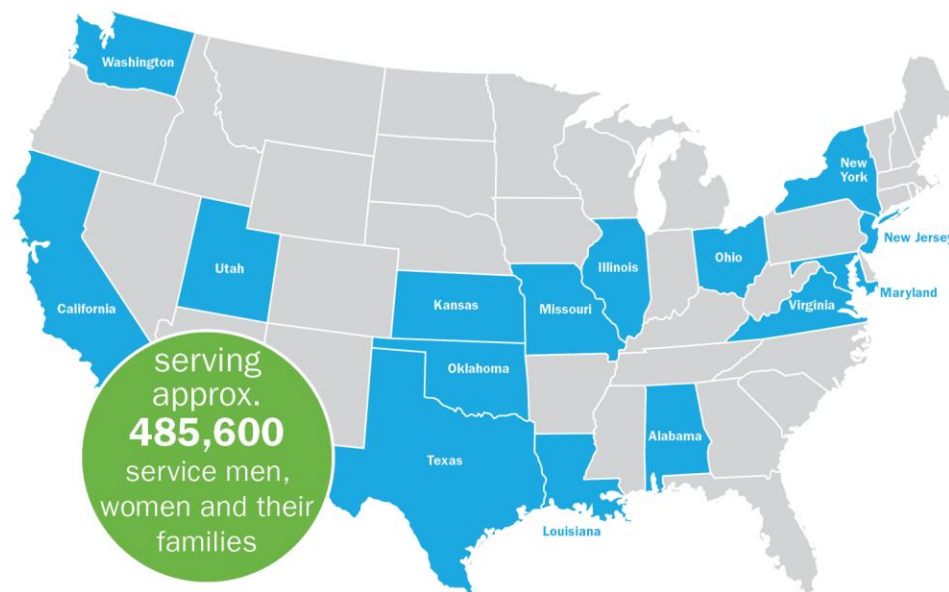
- Cyanide, Total
- Arsenic
- Beryllium
- Cadmium
- Mercury
- Nickel
- Selenium
- 3-Hydroxycarbonfuran
- Aldicarb
- Aldicarb Sulfone
- Aldicarb Sulfoxide
- Carbaryl
- Carbofuran
- Methomyl
- Oxamyl
- 2,3,5-TP (silvrex)
- 2,4-D
- Dalapon
- Dicamba
- Dinoseb
- Pentachlorophenol
- Picloram
- Endrin
- Heptachlor
- Heptachlor Eoxide
- Lindane
- Methoxychlor
- PCB-1016
- PCB-1221
- PCB-1232
- PCB-1242
- PCB 1248
- PCB 1254
- PCB-1260
- PCB-Total
- Troxaphene
- AlaChlor
- Aldrin
- Atazine
- Benzo (a) Pyrene
- Bis (2-ethylhexyl) Adipate
- Bis (2-ethylhexyl) Phthalate
- Butachlor
- Alpha-Chlordane
- Gamma-Chlordane
- Chlordane-Total
- Dieldrin
- Hexachlorobenzene
- Metochlor
- Metribuzin
- Propachlor
- Simazine
- Hexachlorocyclopentadiene
- 1,1,1,2-tetrachloroethane
- 1,1,1-Trichloroethane
- 1,1,2,2-tetrachloroethane
- 1,1,2-trichloroethane
- 1,1,2-trichlorotrifluoroethane
- 1,1-Dichloroethane
- 1,1-Dichloroethene
- 1,1-Dichloropropene
- 1,2,3-Trichlorobenzene
- 1,2,3-Trichloropropane
- 1,2,4-Trimethylbenzene
- 1,2-Dichlorobenzene
- 1,2-Dichloroethane
- 1,2-Dichloropropane
- 1,3,5-Trimethylbenzene
- 1,3-Dichlorobenzene
- 1,3-Dichloropropane
- 2,2-Dichloropropane
- 2-Chlorotoluene
- 4-Chlorotoluene
- Benzene
- Bromobenzene
- Bromochloromethane
- Bromodichloromethane
- Bromoform
- Bromomethane
- Carbon Tetrachloride
- Chlorobenzene
- Chloroethane
- Chloroform
- Chloromethane
- cis-1,2-Dichloroethene
- cis-1,3-Dichloropropene
- Dibromochloromethane
- Dibromomethane
- Dichlorodifluoromethane
- Ethyl Benzene
- Hexachlorobutadiene
- Isopropylbenzene
- Methyl tert-Butyl Ether (MTBE)
- Methylene Chloride
- Naphthalene
- n-Butyl Benzene
- n-Propyl Benzene
- p-Isopropyltoluene
- sec-Butyl Benzene
- Styrene
- tert-Butylbenzene
- Tetrachloroethene
- Toluene
- trans-1,2-Dichloroethene
- trans-1,3-Dichloropropene
- Trichloroethene
- Trichlorofluoromethane
- Vinyl Chloride
- Xylenes, total



About Us

With a history dating back to 1886, **American Water (NYSE:AWK)** is the largest and most geographically diverse U.S. publicly traded water and wastewater utility company. The company employs more than 6,400 dedicated professionals who provide regulated and regulated-like drinking water and wastewater services to more than 14 million people in 24 states. American Water provides safe, clean, affordable and reliable water services to our customers to help keep their lives flowing.

American Water's Military Services Group, a subsidiary of American Water, owns and operates water and wastewater systems on 17 military installations, serving approximately 485,600 service men, women and their families. For more information, visit amwater.com/militaryservices.



MILITARY SERVICES SITE LOCATIONS

ALABAMA

Fort Rucker

CALIFORNIA

Vandenberg Space Force Base

ILLINOIS

Scott Air Force Base

KANSAS

Fort Leavenworth

LOUISIANA

Fort Polk

MARYLAND

Fort Meade

MISSOURI

Fort Leonard Wood

NEW JERSEY

Picatinny Arsenal

NEW YORK

U.S. Army Garrison West Point

OHIO

Wright-Patterson Air Force Base

OKLAHOMA

Fort Sill

TEXAS

Fort Hood
Joint Base San Antonio

UTAH

Hill Air Force Base

VIRGINIA

Fort A.P. Hill
Fort Belvoir

WASHINGTON

Joint Base Lewis-McChord

How to Contact Us

If you have any questions about this report, your drinking water, or service, please contact American Water, Monday to Friday, 7 a.m. to 5 p.m. at 801-695-9786



WATER INFORMATION SOURCES

United States Environmental Protection Agency (USEPA):
www.epa.gov/safewater

Safe Drinking Water Hotline: (800) 426-4791

Centers for Disease Control and Prevention: www.cdc.gov

American Water Works Association: www.awwa.org

Water Quality Association: www.wqa.org

National Library of Medicine/National Institute of Health:
www.nlm.nih.gov/medlineplus/drinkingwater.html

Utah Division of Drinking Water: (801) 536-4200
www.deq.utah.gov/division-drinking-water.com

This report contains important information about your drinking water. Translate it, or speak with someone who understands it at 1-888-237-1333.

Este informe contiene información muy importante sobre su agua potable. Tradúzcalo o hable con alguien que lo entienda bien al 1-888-237-1333.

Ntawm no yog ib co lus qhia tseem ceeb heev txog koj cov dej seb huv npaum li cas. Yog tias koj xav tau kev pab txhais cov lus qhia no, thov hu rau peb ntawm 1-888-237-1333.

這是關於您的水質的十分重要的資訊。如果您需要幫助翻譯此資訊請致電 **1-888-237-1333** 與我們聯繫。

आपके पानी की गुणवत्ता के बारे में यह बहुत महत्वपूर्ण सूचना है। यदि इस सूचना के अनुवाद के लिए आपको सहायता की जरूरत हो, तो कृपया **1-888-237-1333** र हमें काल करें।

Это очень важная информация о качестве Вашей воды. Если Вам требуется перевод этой информации, позвоните нам по телефону 1-888-237-1333.

Ito ay isang napakahalagang impormasyon tungkol sa kalidad ng iyong tubig. Kung iyong kailangan ng tulong sa pagsalin ng impormasyon na ito, mangyaring tumawag sa amin sa 1-888-237-1333.

Đây là thông tin rất quan trọng về chất lượng nước của quý vị. Nếu quý vị cần thông dịch thông tin này, xin gọi chúng tôi theo số 1-888-237-1333.